



Qualifier Scores

Girls

Qualifier	Points
IV	231.0
IX	211.5
2	206.0
XI	186.0
V	161.5
VIII	139.5
III	136.0
VI	136.0
I	79.0
VII	14.0
X	8.5

Qualifier Detail Scores

Girls

Qualifier	Weight	Team Scoring Most Points	Points
2	94	Burnt Hills/Scotia/Ballston Spa	18.0
	100	Mechanicville-Stillwater	16.5
	107	Shenendehowa	11.0
	114	Shenendehowa	7.0
	120	Amsterdam	18.5
	126	Glens Falls	20.0
	132	Averill Park	14.0
	138	Columbia	21.0
	145	Niskayuna-Schenectady	19.5
	152	Bethlehem	4.0
	165	Shenendehowa	29.5
	185	Bethlehem	5.0
	235	Niskayuna-Schenectady	22.0
I	94	Eastchester	25.0
	100	White Plains	2.5
	107	Lakeland/Panas	2.5
	114	Port Chester	22.0
	126	Arlington	2.5
	132	Arlington	3.0

	138	Putnam Valley	1.0
	165	Roy C. Ketcham	1.0
	185	Putnam Valley	19.5
III	94	General Brown	21.0
	100	General Brown	21.5
	107	Mount Markham	3.5
	114	Fulton	16.0
	120	Camden	9.0
	126	West Genesee	10.5
	145	Fulton	11.0
	152	Phoenix	10.5
	165	Homer	17.5
	185	Fulton	15.5
IV	100	Walton-Delaware Academy	17.5
	107	Windsor	19.5
	114	Sidney	27.0
	120	Chenango Forks	16.5
	126	Ithaca	3.0
	132	Groton	23.0
	138	Tioga	29.5
	145	Windsor	29.0
	152	Windsor	1.0
	165	Chenango Forks	15.5
	185	Tioga	29.5
	235	Horseheads	20.0
IX	94	Middletown	3.0
	100	FDR-Hyde Park	11.5
	107	Port Jervis	28.5
	114	Minisink Valley	8.5
	120	Monroe-Woodbury	22.5
	126	Minisink Valley	29.5
	132	Minisink Valley	11.0
	138	Monroe-Woodbury	17.5
	145	Valley Central	23.0
	152	Kingston	21.0
	165	Middletown	3.0
	185	Minisink Valley	20.5

	235	Middletown	12.0
V	94	Alexander-Pembroke-Byron Bergen-HFL	20.5
	100	Alexander-Pembroke-Byron Bergen-HFL	28.0
	107	Wayne	5.5
	114	Geneva	3.0
	120	Irondequoit	6.0
	126	Keshequa-Fillmore	21.5
	132	East Rochester	3.5
	138	Canandaigua	15.0
	145	Alexander-Pembroke-Byron Bergen-HFL	3.0
	152	Canandaigua	21.5
	165	Red Creek	6.5
	185	East Rochester	3.5
	235	Dundee/Bradford/Penn Yan	24.0
VI	94	Falconer	3.0
	100	Falconer	4.0
	107	Chautauqua Lake	3.5
	114	Niagara Wheatfield	17.0
	120	Lockport	1.0
	126	Orchard Park	7.0
	132	Niagara Wheatfield	17.5
	138	Chautauqua Lake	23.5
	145	Lockport	7.0
	152	Chautauqua Lake	17.0
	165	Chautauqua Lake	23.0
	185	Clarence	9.0
	235	Lockport	3.5
VII	94	Northern Adirondack/Beekmantown	5.0
	100	Peru	3.0
	120	Northern Adirondack/Beekmantown	3.0
	138	Northern Adirondack/Beekmantown	3.0
VIII	107	Long Beach	6.0
	114	MacArthur	3.0
	120	Bethpage	25.5
	126	Calhoun	21.0
	132	Hicksville	26.5

	138	MacArthur	6.5
	145	Bethpage	3.0
	152	Uniondale	11.0
	165	Long Beach	7.0
	235	MacArthur	30.0
X	132	Gouverneur	2.5
	152	Massena	3.0
	235	Gouverneur	3.0
XI	94	Rocky Point	14.5
	100	Bellport	21.5
	107	East Islip	22.0
	114	Copiague	19.5
	120	East Islip	3.5
	126	Rocky Point	6.5
	132	Bellport	20.0
	138	Bay Shore	9.0
	145	Bellport	6.5
	152	Bellport	26.5
	165	Bay Shore	16.0
	185	Bellport	5.5
	235	Bay Shore	15.0

Team Scores

Printed on 03/01/2026 05:31 p.m.

Girls Team Scores		
1	Shenendehowa	102.0
2	Bellport	81.0
3	Minisink Valley	64.5
4	Valley Central	57.0
5	Chautauqua Lake	55.0
6	Tioga	53.5
7	General Brown	51.5
8	Windsor	49.5
9	Niskayuna-Schenectady	45.5
10	Bay Shore	44.5
11	Rocky Point	43.0
12	Fulton	42.5
13	Monroe-Woodbury	40.0
14	Canandaigua	36.5
15	Niagara Wheatfield	34.5
16	Alexander-Pembroke-Byron Bergen-HFL	34.0
17	Burnt Hills/Scotia/Ballston Spa	32.0
18	Port Jervis	31.5

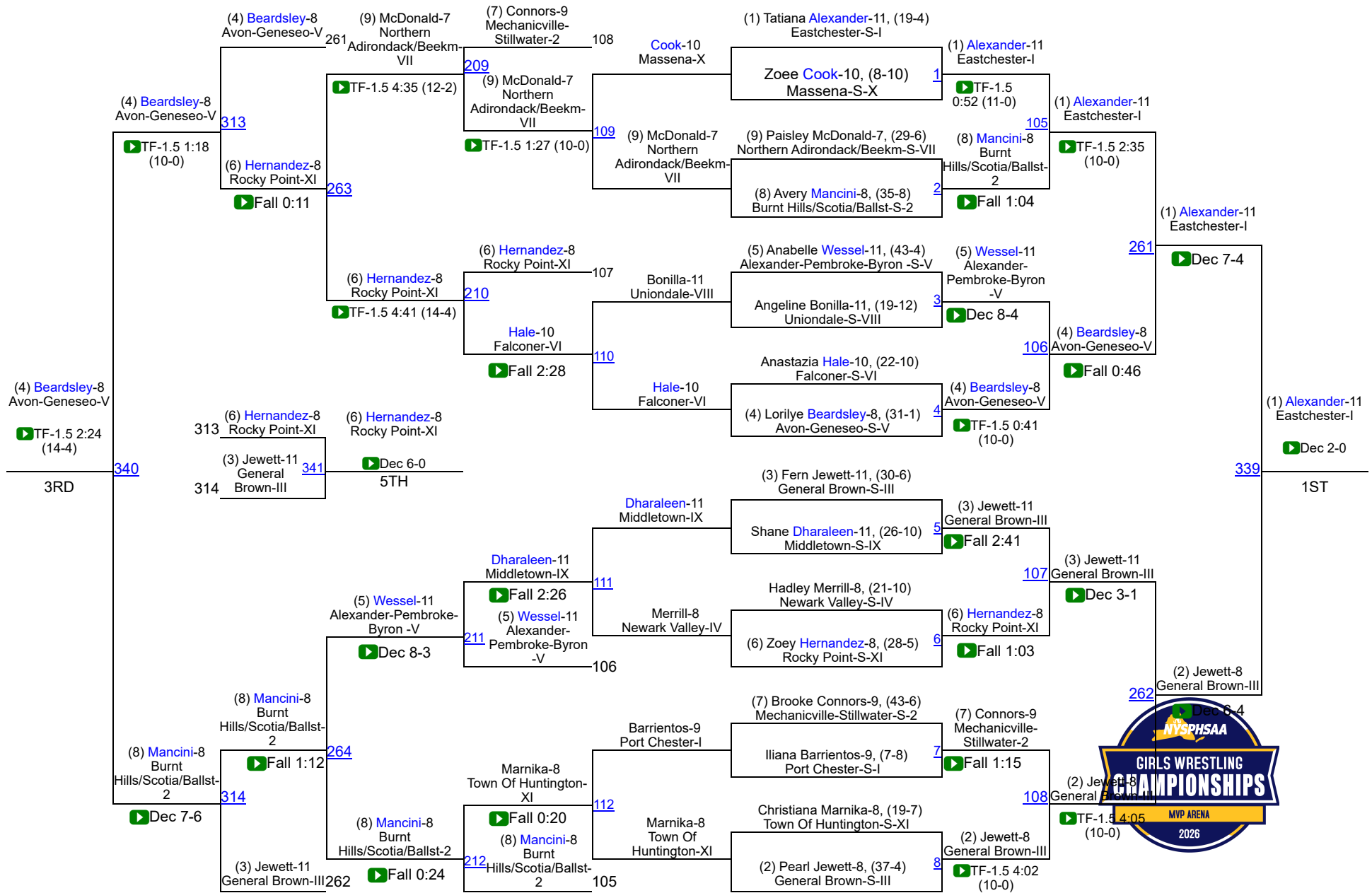
19	Shaker	30.5
20	Valley Stream	30.0
21	Union Endicott	29.5
22	Bethpage	28.5
23	Dundee/Bradford/Penn Yan	28.0
24	Clarence	27.0
24	Sidney	27.0
26	Hicksville	26.5
27	MacArthur	26.0
28	Eastchester	25.0
29	Groton	23.0
29	Warwick Valley	23.0
31	Chenango Forks	22.5
32	Port Chester	22.0
33	Keshequa-Fillmore	21.5
34	Calhoun	21.0
35	Avon-Geneseo	20.5
35	Mechanicville-Stillwater	20.5
35	Putnam Valley	20.5
38	Horseheads	20.0
39	Copiague	19.5
40	Amsterdam	18.5
41	Middletown	18.0

42	East Islip	17.5
42	Homer	17.5
42	Phoenix	17.5
42	Walton-Delaware Academy	17.5
46	SVEC	16.5
47	FDR-Hyde Park	11.5
48	New Paltz	11.0
48	Northern Adirondack/Beekmantown	11.0
48	Uniondale	11.0
51	Lockport	10.5
51	West Genesee	10.5
53	Bethlehem	9.0
53	Camden	9.0
53	Glens Falls	9.0
53	Ken-Ton	9.0
53	Long Beach	9.0
58	Brockport	7.0
58	East Rochester	7.0
58	Falconer	7.0
58	Fredonia	7.0
58	Orchard Park	7.0
58	Sweet Home	7.0
64	Red Creek	6.5

64	Waverly	6.5
66	Averill Park	6.0
66	Irondequoit	6.0
66	Town Of Huntington	6.0
69	Arlington	5.5
69	Gouverneur	5.5
69	Wayne	5.5
72	Columbia	5.0
73	Kingston	3.5
73	Mount Markham	3.5
75	Geneva	3.0
75	Ithaca	3.0
75	Massena	3.0
75	Peru	3.0
75	Roslyn	3.0
75	Suffern	3.0
81	Hilton	2.5
81	Lakeland/Panas	2.5
81	South Jefferson	2.5
81	White Plains	2.5
85	Roy C. Ketcham	1.0
86	Ausable Valley	0.0
86	Cicero-North Syracuse	0.0

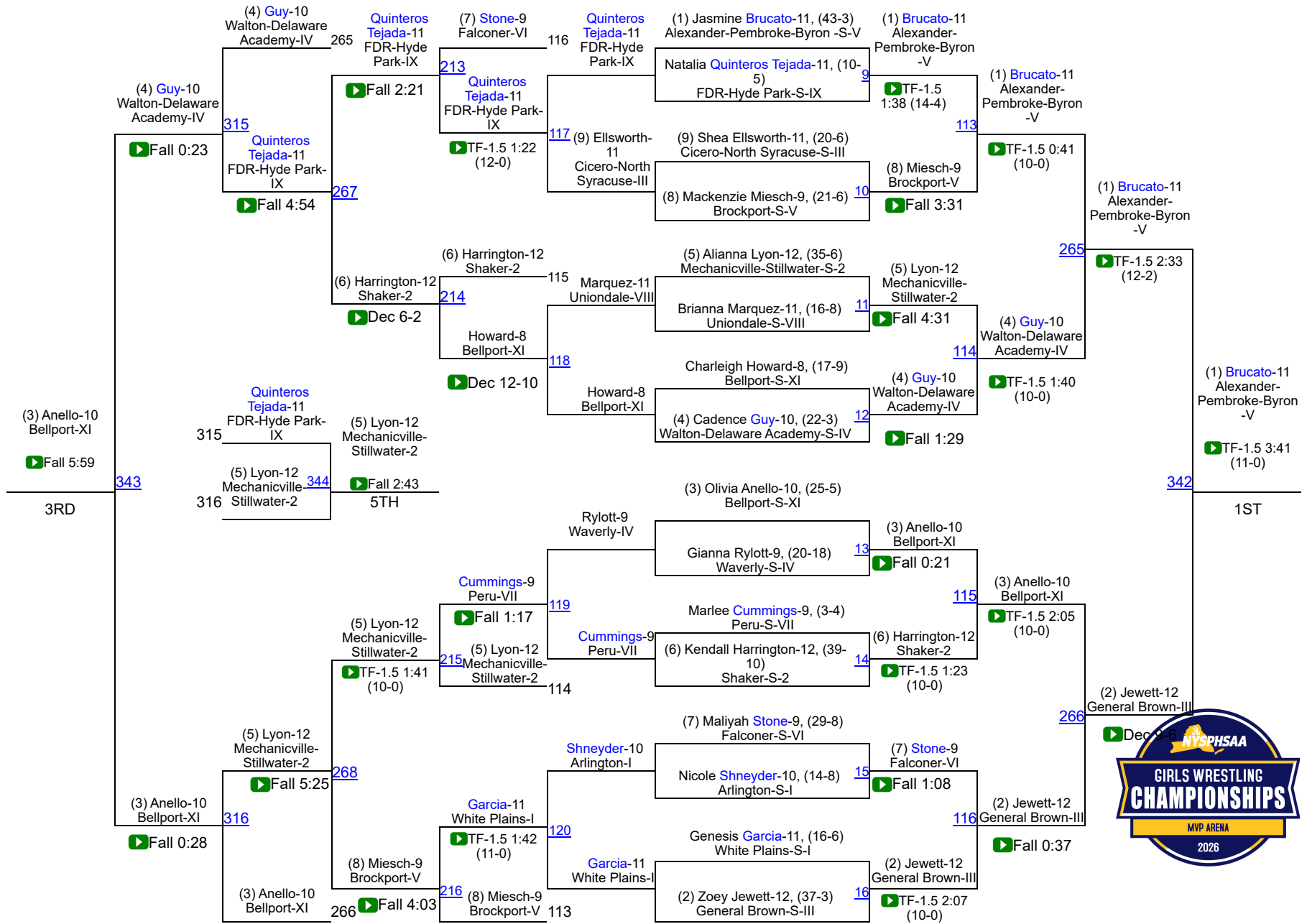
86	Corinth	0.0
86	Dansville	0.0
86	Fairport	0.0
86	Herricks	0.0
86	Newark Valley	0.0
86	Oneonta	0.0
86	Scarsdale	0.0
86	Yonkers	0.0

NYSPHSAA Girls State Championships



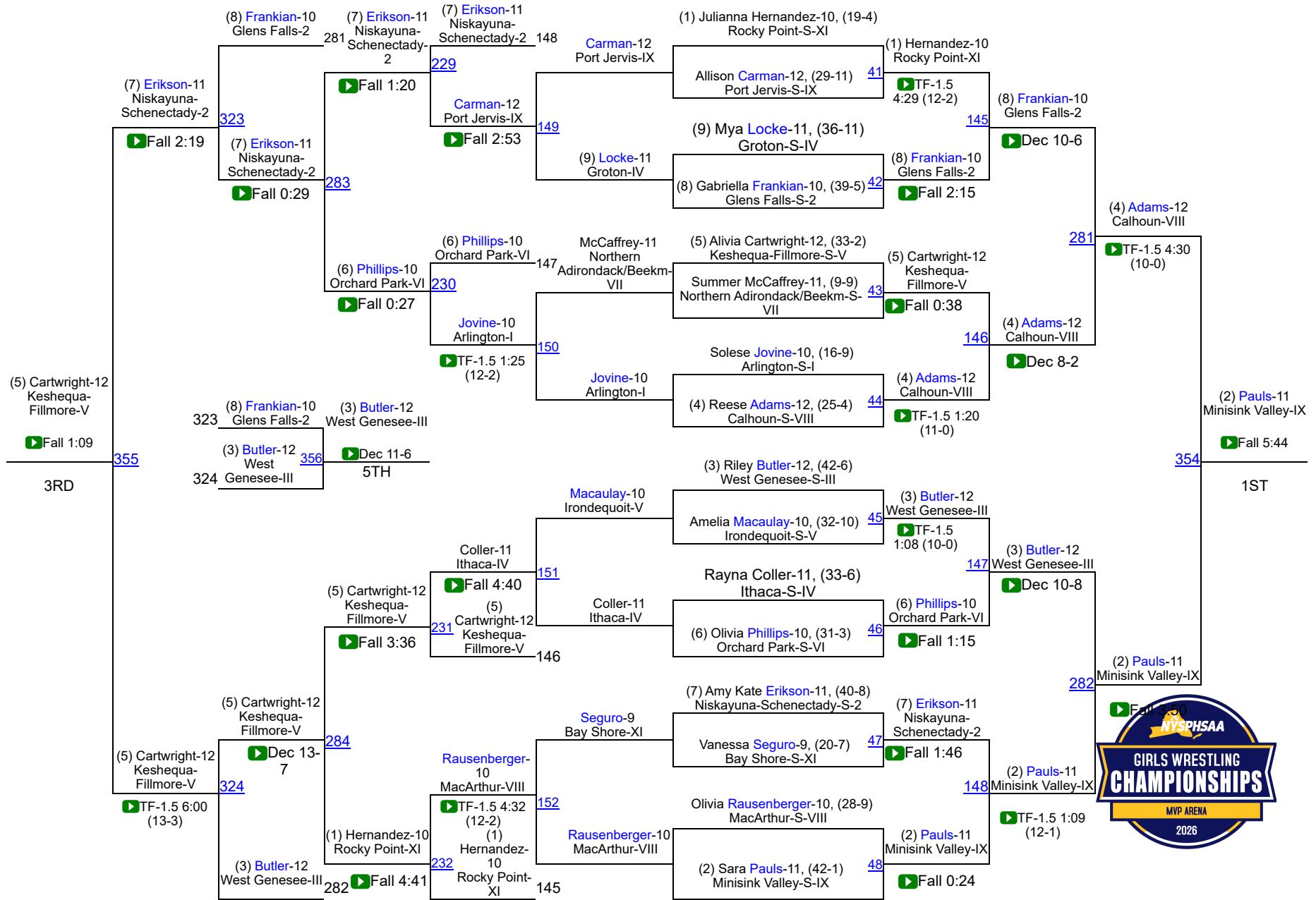
NYSPHSAA Girls State Championships

100



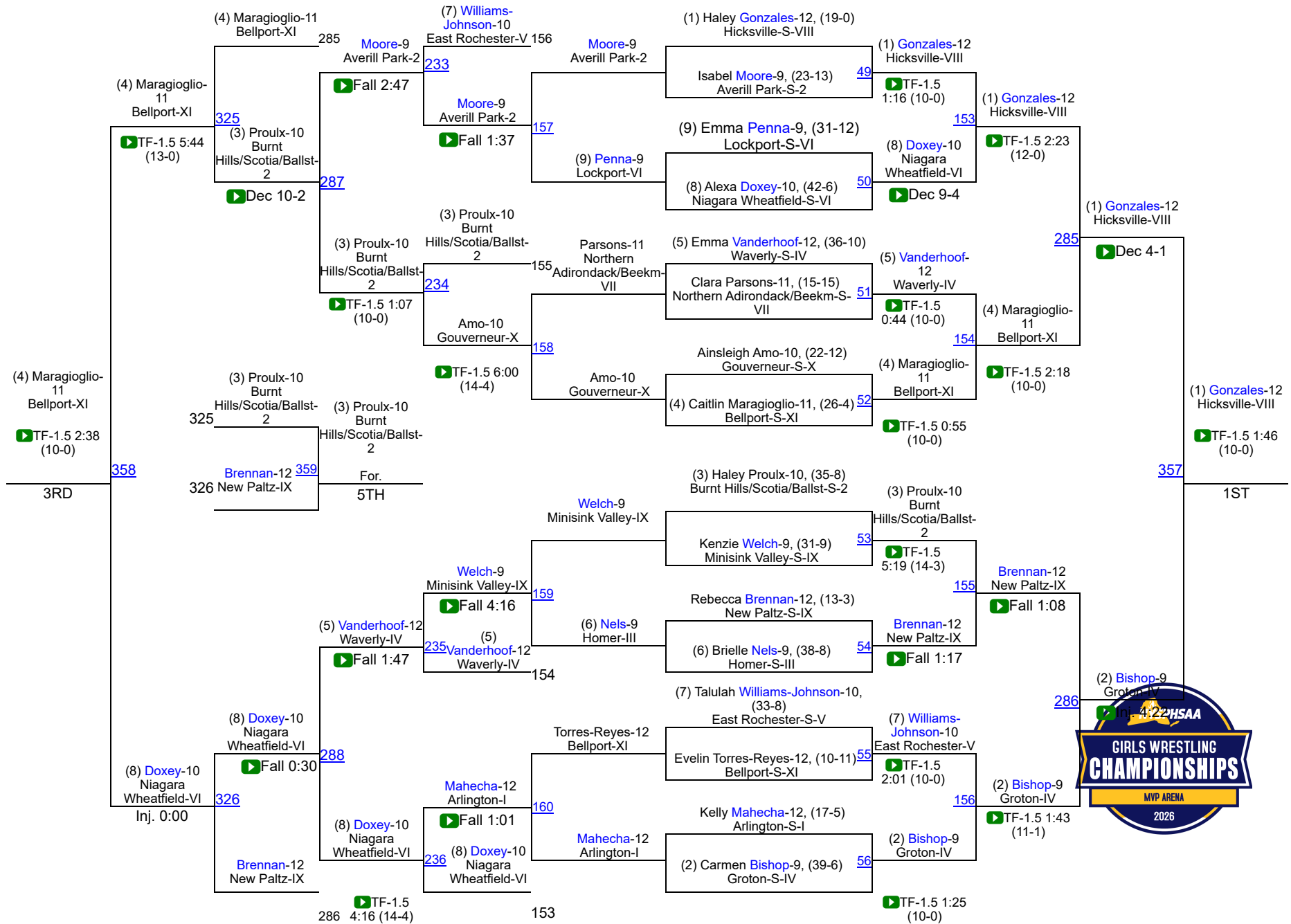
NYSPHSAA Girls State Championships

126

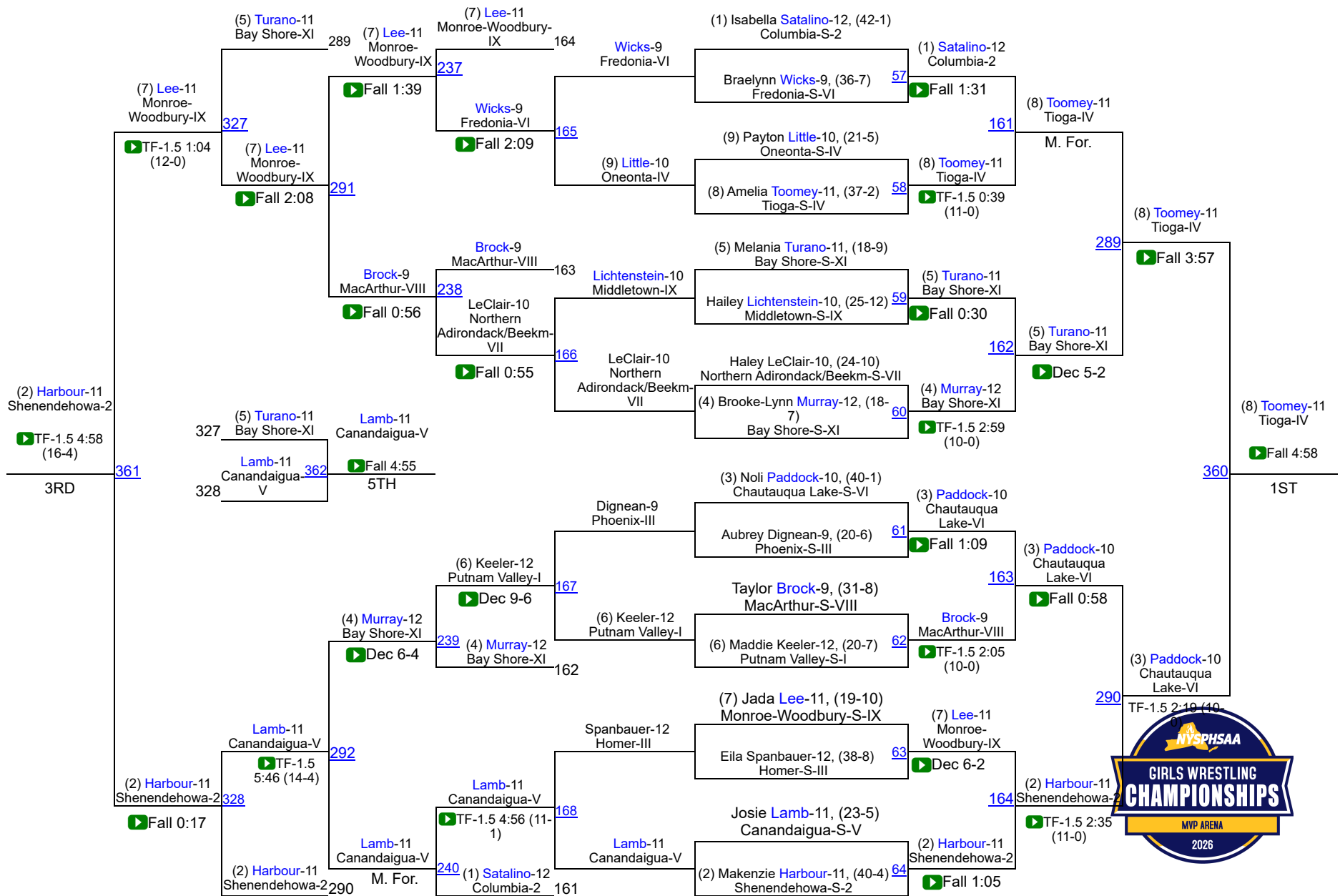


NYSPPHSAA Girls State Championships

132

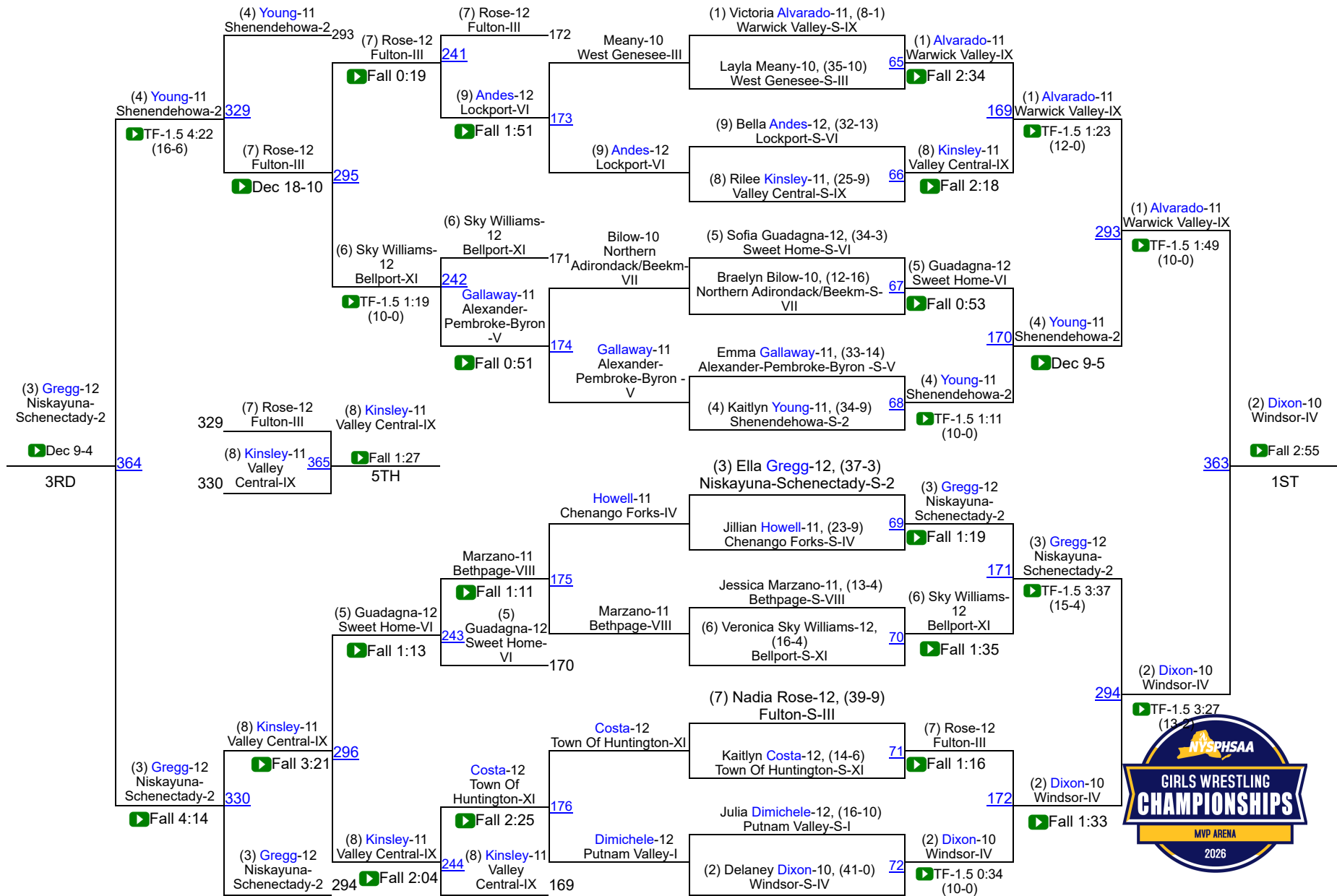


NYS PHSAA Girls State Championships



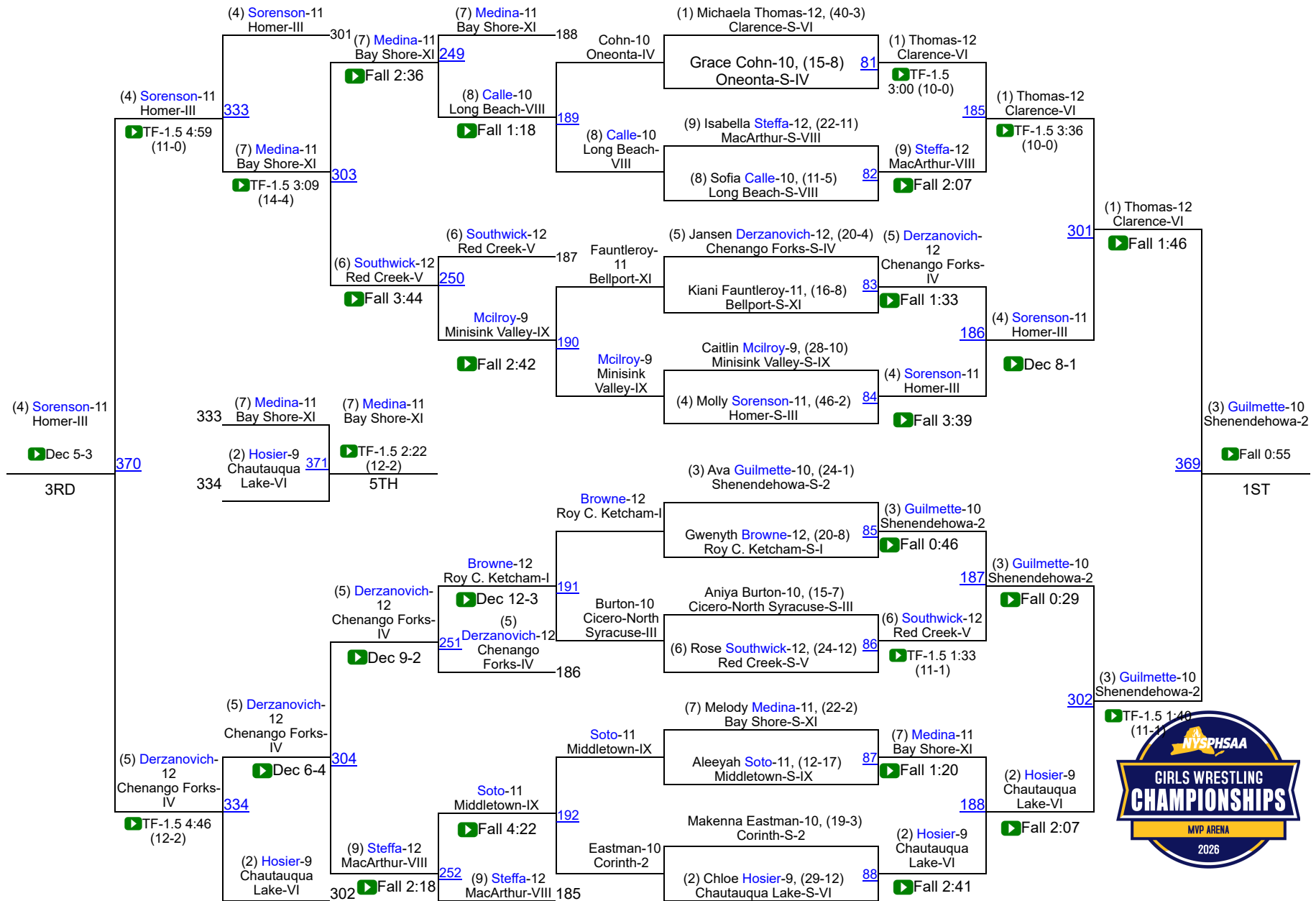
NYSPHSAA Girls State Championships

145



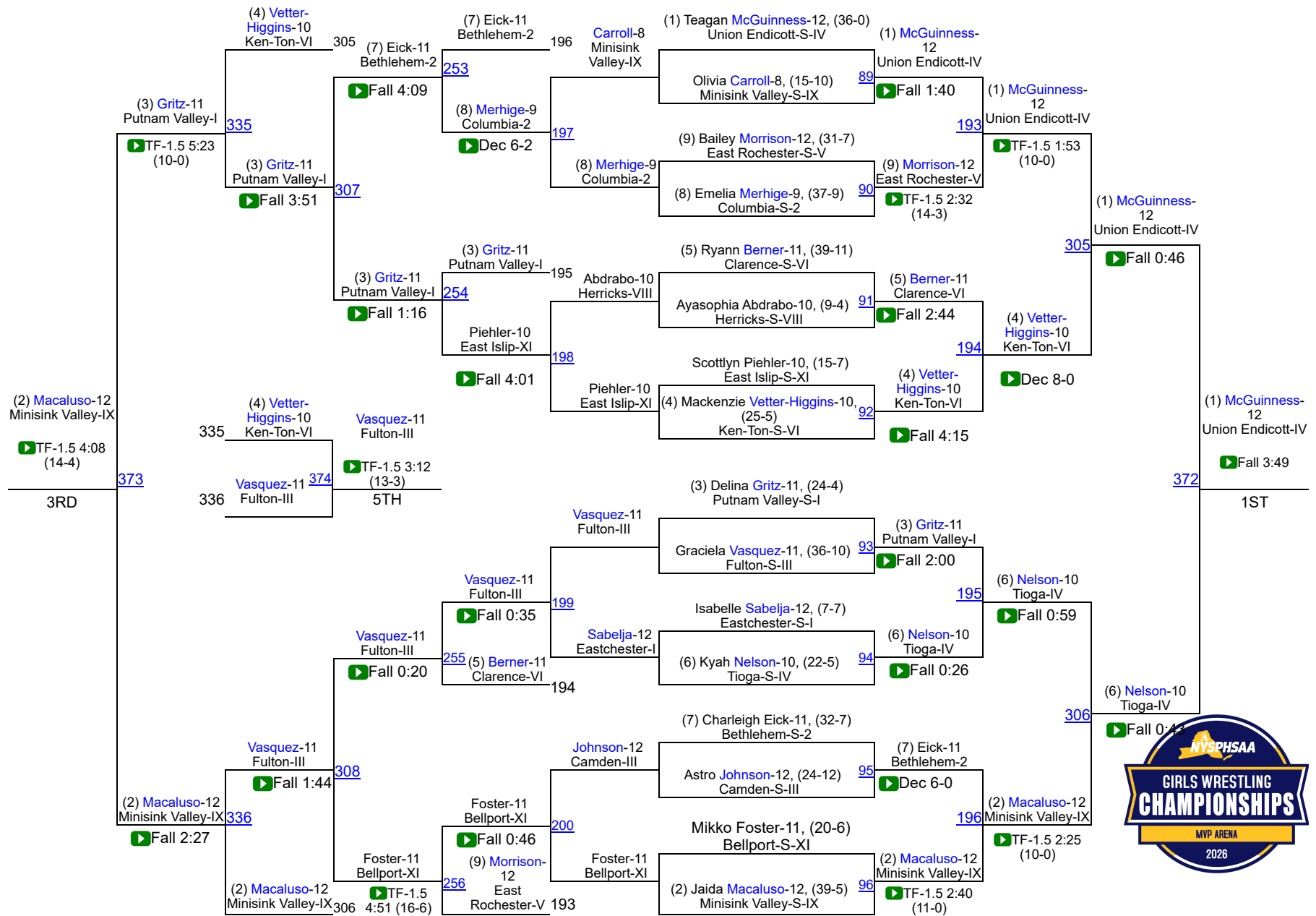
NYSPHSAA Girls State Championships

165



NYS PHSAA Girls State Championships

185



NYSPHSAA Girls State Championships

235

