

Round Robin Tournament

Weight Class	96
--------------	----

Round 1					Pool A Round 2					Round 3				
Name	School	result	score/time	pts.	Name	School	result	score/time	pts.	Name	School	result	score/time	pts.
Randy Grey	CLV	P	2:49	4.0	Randy Grey	CLV	P	1:08	4.0	Randy Grey	CLV	P	3:45	4.0
Kim Haller	GOW			0.0	Jacob Sandy	PV			0.0	Mike Miller	STFR			0.0
Jacob Sandy	PV			0.0	Kim Haller	GOW		0	0.0	Kim Haller	GOW	P	0:43	4.0
Mike Miller	STFR	P	0:24	4.0	Mike Miller	STFR	D	4	2.0	Jacob Sandy	PV			0.0

Pool B Round 4					Pool B Round 5					Round 6				
Name	School	result	score/time	pts.	Name	School	result	score/time	pts.	Name	School	result	score/time	pts.
Prince Fatunmbi	NC	P	0:46	4.0	Prince Fatunmbi	NC			0.0	Prince Fatunmbi	NC		2	0.0
Skylar Schapp	RAN			0.0	Bye	0			0.0	Paul Bavisotto	KW	M	11	3.0
Bye	0			0.0	Skylar Schapp	RAN			0.0	Skylar Schapp	RAN			0.0
Paul Bavisotto	KW			0.0	Paul Bavisotto	KW	P	3:07	4.0	Bye	0			0.0

Round 4					Round 5					Round 6				
Name	School	result	score/time	pts.	Name	School	result	score/time	pts.	Name	School	result	score/time	pts.
Randy Grey	CLV	P	2:51	4.0	Skylar Schapp	RAN			0.0	Randy Grey	CLV	D	7	2.0
Prince Fatunmbi	NC			0.0	Kim Haller	GOW	P	1:07	4.0	Paul Bavisotto	KW		1	0.0
Mike Miller	STFR		0	0.0	Bye	0			0.0	Mike Miller	STFR	D	8	2.0
Paul Bavisotto	KW	T	15	3.5	Jacob Sandy	PV			0.0	Prince Fatunmbi	NC		4	0.0
Kim Haller	GOW			0.0										
Bye				0.0										
Jacob Sandy	PV		1	0.0										
Skylar Schapp	RAN	M	10	3.0										

	Name	School	pts.	placement
1st place	Randy Grey	CLV	14	
2nd place	Paul Bavisotto	KW	10	
3rd place	Mike Miller	STFR	7	
4th place	Prince Fatunmbi	NC	4	

- Tie breaking criteria

 1. Head-to-head
 2. Common Opponents
 3. Most pins
 4. Quickest pin
 5. Most team points
 6. Most match points

Round Robin Tournament

Weight Class	103
--------------	-----

Round 1					Pool A Round 2					Round 3				
Name	School	result	score/time	team pts.	Name	School	result	score/time	team pts.	Name	School	result	score/time	team pts.
Steve Seibert	CV	P	1:50	4.0	Steve Seibert	CV	T	18 4:00	3.5	Steve Seibert	CV	P	1:55	4.0
Josh Lipert	AL			0.0	Teddy Griewisch	DK		2	0.0	Joe Dowdall	KE			0.0
Teddy Griewisch	DK		0	0.0	Josh Lipert	AL		4	0.0	Gabe Grey	CLV	D	13	2.0
Joe Dowdall	KE	D	2	2.0	Gabe Grey	CLV	T	19	3.5	Teddy Griewisch	DK		7	0.0
Gabe Grey	CLV				Joe Dowdall	KE				Josh Lipert	AL			
Bye					Bye					Bye				

Pool B Round 4					Pool B Round 5					Pool B Round 6				
Name	School	result	score/time	team pts.	Name	School	result	score/time	team pts.	Name	School	result	score/time	team pts.
Isaiah Barrett	WIL	P	0:44	4.0	Liam McDonald	RAN	P	3:07	4.0	Liam McDonald	RAN			0.0
Akshil Patel	NC			0.0	Zach Beirfeldt	AL			0.0	Pat McCarthy	FRE	P	2:38	4.0
Zach Beirfeldt	AL			0.0	Akshil Patel	NC			0.0	Isaiah Barrett	WIL	P	0:26	4.0
Pat McCarthy	FRE	P	1:19	4.0	Pat McCarthy	FRE	P	2:55	4.0	Zach Beirfeldt	AL			0.0

Pool A Round 4					Pool A Round 5					Pool A Round 6				
Name	School	result	score/time	team pts.	Name	School	result	score/time	team pts.	Name	School	result	score/time	team pts.
Steve Seibert	CV	P	0:50	4.0	Gabe Grey	CLV		1	0.0	Steve Seibert	CV		4	0.0
Gabe Grey	CLV			0.0	Joe Dowdall	KE	D	2	2.0	Pat McCarthy	FRE	M	13	3.0
Josh Lipert	AL		4	0.0	Josh Lipert	AL			0.0	Joe Dowdall	KE		2	0.0
Joe Dowdall	KE	M	14	3.0	Teddy Griewisch	DK	P	1:26	4.0	Isaiah Barrett	WIL	M	15	3.0
Teddy Griewisch	DK				Steve Seibert	CV				Gabe Grey	CLV	P	1:28	4.0
Bye					Bye					Zach Beirfeldt	AL			0.0
Bye					Pat McCarthy	FRE				Teddy Griewisch	DK	P	1:29	4.0
Zach Beirfeldt	AL				Liam McDonald	RAN			0.0	Akshil Patel	NC			0.0
Liam McDonald	RAN			0.0	Isaiah Barrett	WIL	P	2:08	4.0	Josh Lippert	AL		2	0.0
Akshil Patel	NC	P	1:22	4.0	Akshil Patel	NC			0.0	Liam McDonald	RAN	D	7	2.0
Isaiah Barrett	WIL		6	0.0	Zach Beirfeldt	AL	P	3:37	4.0					
Pat McCarthy	FRE	D	8	2.0										

placement	School	pts.
1st place	Pat McCarthy	14
2nd place	Steve Seibert	10
3rd place	Isaiah Barrett	7
4th place	Joe Dowdall	4

- Tie breaking criteria**

 1. Head-to-head
 2. Common Opponents
 3. Most pins
 4. Quickest pin
 5. Most team points
 6. Most match points

Round Robin Tournament

Weight Class	112
--------------	-----

Pool A

Round 1					Round 2					Round 3				
Name	School	result	score/time	pts.	Name	School	result	score/time	pts.	Name	School	result	score/time	pts.
Jason Riley	GOW	P	1:21	4.0	Jason Riley	GOW	p	1:59	4.0	Jason Riley	GOW	T	17	3.5
Zack Galloway	STFR			0.0	Shane Szablewski	CV			0.0	Austin Schapp	RAN		1	0.0
Shane Szablewski	CV			0.0	Zack Galloway	STFR			0.0	Zack Galloway	STFR			0.0
Austin Schapp	RAN	P	3:17	4.0	Austin Schapp	RAN	P	0:51	4.0	Shane Szablewski	CV	P	0:30	4.0

Pool B

Logan Martin	CLV			0.0	Logan Martin	CLV		3	0.0	Logan Martin	CLV	P	1:53	4.0
Tom Knab	KW	P	7:23	4.0	Austin Vendetta	KE	D	9	2.0	Adam Lukasik	PV			0.0
Austin Vendetta	KE	P	1:21	4.0	Tom Knab	KW	P	1:22	4.0	Tom Knab	KW	D	8	2.0
Adam Lukasik	PV			0.0	Adam Lukasik	PV			0.0	Austin Vendetta	KE		6	0.0

Pool C

Dakota Gardner	FRE			0.0	Dakota Gardner	FRE	P	1:08	4.0	Dakota Gardner	FRE	P	1:46	4.0
Bye	0			0.0	Jack Morgan	STFR			0.0	Nolan Hunt	WEST			0.0
Jack Morgan	STFR		0	0.0	Bye	0			0.0	Bye	0			0.0
Nolan Hunt	WEST	T	15 2:10	3.5	Nolan Hunt	WEST			0.0	Jack Morgan	STFR			0.0

Round 4

Name	School	result	score/time	pts.	Name	School	result	score/time	pts.	Name	School	result	score/time	pts.
Jason Riley	GOW	P	3:25	4.0	Tom Knab	KW		2	0.0	Jason Riley	GOW	D	7	2.0
Tom Knab	KW			0.0	Dakota Gardner	FRE	D	7	2.0	Dakota Gardner	FRE		2	0.0
Austin Schapp	RAN			0.0	Austin Vendetta	KE	INJ		4.0	Austin Schapp	RAN	INJ		4.0
Austin Vendetta	KE	P	5:15	4.0	Nolan Hunt	WEST			0.0	Nolan Hunt	WEST			0.0
Shane Szablewski	CV			0.0	Logan Martin	CLV	P	3:30	4.0	Shane Szablewski	CV		6	0.0
Logan Martin	CLV	P	1:04	4.0	Jack Morgan	STFR			0.0	Jack Morgan	STFR	D	10	2.0
Zack Galloway	STFR			0.0	Adam Lukasik	PV			0.0	Zack Galloway	STFR			0.0
Adam Lukasik	PV	P	1:54	4.0	Bye				0.0	Bye	0			0.0

placement	Name	School	pts.
1st place	Jason Riley	GOW	14
2nd place	Dakota Gardner	FRE	10
3rd place	Tom Knab	KW	7
4th place	Austin Vendetta	KE	4

Tie breaking criteria

1. Head-to-head
2. Common Opponents
3. Most pins
4. Quickest pin
5. Most team points
6. Most match points

Round Robin Tournament

Weight Class	119
--------------	-----

Round 1					Pool A Round 2					Round 3				
Name	School	result	score/time	team pts.	Name	School	result	score/time	team pts.	Name	School	result	score/time	team pts.
Ron Duguay	KW	P	1:35	4.0	Ron Duguay	KW	P	5:54	4.0	Ron Duguay	KW	P	1:57	4.0
Tom Andolsek	KE			0.0	Julis Woma	FRE			0.0	Devin Emerson	WEST			0.0
Julis Woma	FRE	P	1:27	4.0	Tom Andolsek	KE		2	0.0	Matt McCarthy	FRE	D	9	2.0
Devin Emerson	WEST			0.0	Matt McCarthy	FRE	D	6	2.0	Julis Woma	FRE		5	0.0
Matt McCarthy	FRE				Devin Emerson	WEST				Tom Andolsek	KE			
Bye					Bye					Bye				

Pool B Round 4					Pool B Round 5					Pool B Round 6				
Name	School	result	score/time	team pts.	Name	School	result	score/time	team pts.	Name	School	result	score/time	team pts.
Bye					Bye					Bye				
Jacob Davidson	WEST				Alex Kelly	PV				Tristan Holdridge	RAN			
Alex Kelly	PV	P	2:39	4.0	Jacob Davidson	WEST		4	0.0	Jacob Davidson	WEST		0	0.0
Tristan Holdridge	RAN		0	0.0	Bobby Carrubba	KW	D	6	2.0	Kurt McGowan	KE	D	4	2.0
Bobby Carrubba	KW		1	0.0	Tristan Holdridge	RAN			0.0	Alex Kelly	PV	D	8	2.0
Kurt McGowan	KE	D	7	2.0	Kurt McGowan	KE	P	1:26	4.0	Bobby Carrubba	KW		7	0.0

Pool A Round 4					Pool A Round 5					Pool A Round 6				
Name	School	result	score/time	team pts.	Name	School	result	score/time	team pts.	Name	School	result	score/time	team pts.
Ron Duguay	KW	M	12	3.0	Matt McCarthy	FRE	T	18 3:19	3.5	Ron Duguay	KW	M	10	3.0
Matt McCarthy	FRE		1	0.0	Devin Emerson	WEST		3	0.0	Kurt McGowan	KE		2	0.0
Tom Andolsek	KE	D	8	2.0	Tom Andolsek	KE		4	0.0	Matt McCarthy	FRE	D	8	2.0
Devin Emerson	WEST		2	0.0	Julius Woma	FRE	D	10	2.0	Alex Kelly	PV		6	0.0
Julis Woma	FRE				Ron Duguay	KW				Julius Woma	FRE	D	7	2.0
Bye					Bye					Bobby Carrubba	KW		1	0.0
Bye					Bye					Tom Andolsek	KE		0	0.0
Bobby Carrubba	KW				Kurt McGowan	KE				Jacob Davidson	WEST	D	7	2.0
Jacob Davidson	WEST	P	0:41	4.0	Jacob Davidson	WEST			0.0	Devin Emerson	WEST	P	1:14	4.0
Tristan Holdridge	RAN			0.0	Alex Kelly	PV	P	2:39	4.0	Tristan Holdridge	RAN			0.0
Alex Kelly	PV		2	0.0	Tristan Holdridge	RAN			0.0					
Kurt McGowan	KE	M	10	3.0	Bobby Carrubba	KW	P	3:57	4.0					

placement	Name	School	pts.
1st place	Ron Duguay	KW	14
2nd place	Kurt McGowan	KE	10
3rd place	Matt McCarthy	FRE	7
4th place	Alex Kelly	PV	4

Tie breaking criteria
1. Head-to-head
2. Common Opponents
3. Most pins
4. Quickest pin
5. Most team points
6. Most match points

Round Robin Tournament

Weight Class	125
--------------	-----

Pool A

Round 1					Round 2					Round 3				
Name	School	result	score/time	pts.	Name	School	result	score/time	pts.	Name	School	result	score/time	pts.
Alex Tadt	FRE	P	1:13	4.0	Alex Tadt	FRE	P	0:55	4.0	Alex Tadt	FRE	P	0:48	4.0
Thomas Lahnen	SC			0.0	Steven Howes	WEST			0.0	Chanz Spencer	DK			0.0
Steven Howes	WEST			0.0	Thomas Lahnen	SC		4	0.0	Thomas Lahnen	SC	P	4:38	4.0
Chanz Spencer	DK	P	1:40	4.0	Chanz Spencer	DK	T	22 5:26	3.5	Steven Howes	WEST			0.0

Pool B

Richie Jones	KE	M	11	3.0	Richie Jones	KE	P	0:28	4.0	Richie Jones	KE	M	17	3.0
Ryan Pope	GOW		3	0.0	Brendan Fitzpatrick	STFR			0.0	Cody Richter	GOW		6	0.0
Brendan Fitzpatrick	STFR			0.0	Ryan Pope	GOW	D	4	2.0	Ryan Pope	GOW	P	0:40	4.0
Cody Richter	GOW	P	0:58	4.0	Cody Richter	GOW		0	0.0	Brendan Fitzpatrick	STFR			0.0

Round 4					Round 5					Round 6				
Name	School	result	score/time	pts.	Name	School	result	score/time	pts.	Name	School	result	score/time	pts.
Alex Tadt	FRE	P	1:18	4.0	Cody Richter	GOW	T	16	3.5	Alex Tadt	FRE	P	1:39	4.0
Ryan Pope	GOW			0.0	Thomas Lahnen	SC		1	0.0	Richie Jones	KE			0.0
Chanz Spencer	DK			0.0	Brendan Fitzpatrick	STFR			0.0	Chanz Spencer	DK			0.0
Richie Jones	KE	P	4:43	4.0	Steven Howes	WEST	P	1:35	4.0	Ryan Pope	GOW	P	3:13	4.0
Thomas Lahnen	SC	P	0:35	4.0										
Brendan Fitzpatrick	STFR			0.0										
Steven Howes	WEST			0.0										
Cody Richter	GOW	P	0:47	4.0										

		School	placement
1st place	Alex Tadt	FRE	14
2nd place	Richie Jones	KE	10
3rd place	Ryan Pope	GOW	7
4th place	Chanz Spencer	DK	4

- Tie breaking criteria

 1. Head-to-head
 2. Common Opponents
 3. Most pins
 4. Quickest pin
 5. Most team points
 6. Most match points

Round Robin Tournament

Weight Class	130
--------------	-----

Round 1					Pool A					Round 3				
Name	School	result	score/time	pts.	Name	School	result	score/time	pts.	Name	School	result	score/time	pts.
Dylan Caruana	KW	P	3:17	4.0	Dylan Caruana	KW	P	2:20	4.0	Dylan Caruana	KW	P	4:26	4.0
Alex Anzivine	AL			0.0	Kurt Beehler	NC			0.0	Austin LaCrego	STFR			0.0
Kurt Beehler	NC			0.0	Alex Anzivine	AL			0.0	Alex Anzivine	AL	P	2:48	4.0
Austin LaCrego	STFR	P	1:38	4.0	Austin LaCrego	STFR	P	3:52	4.0	Kurt Beehler	NC			0.0

Round 2					Pool B					Round 3				
Name	School	result	score/time	pts.	Name	School	result	score/time	pts.	Name	School	result	score/time	pts.
Tyler Cassidy	FRE			0.0	Tyler Cassidy	FRE	P	2:23	4.0	Tyler Cassidy	FRE	P	1:03	4.0
Bye	0			0.0	Billy Sischo	CV			0.0	Chad Oldro	RAN			0.0
Billy Sischo	CV	P	4:26	4.0	Bye	0			0.0	Bye	0			0.0
Chad Oldro	RAN			0.0	Chad Oldro	RAN			0.0	Billy Sischo	CV			0.0

Round 4					Pool C					Round 5				
Name	School	result	score/time	pts.	Name	School	result	score/time	pts.	Name	School	result	score/time	pts.
Nick Sandy	PV	P	1:46	4.0	Nick Sandy	PV	D	5	2.0	Nick Sandy	PV		3	0.0
Damien Raynor	WEST			0.0	Chris Quirin	KE		3	0.0	Chase Wheeler	WIL	D	5	2.0
Chris Quirin	KE		4	0.0	Damien Raynor	WEST			0.0	Damien Raynor	WEST		0	0.0
Chase Wheeler	WIL	D	8	2.0	Chase Wheeler	WIL	P	1:31	4.0	Chris Quirin	KE	T	15	3.5

Round 4					Round 5					Round 6				
Name	School	result	score/time	pts.	Name	School	result	score/time	pts.	Name	School	result	score/time	pts.
Dylan Caruana	KW	D	8	2.0	Tyler Cassidy	FRE	P	3:31	4.0	Dylan Caruana	KW	P	1:05	4.0
Tyler Cassidy	FRE		1	0.0	Chase Wheeler	WIL			0.0	Chase Wheeler	WIL			0.0
Austin LaCrego	STFR	D	10	2.0	Billy Sischo	CV		0	0.0	Austin LaCrego	STFR			0.0
Billy Sischo	CV		3	0.0	Nick Sandy	PV	M	14	3.0	Nick Sandy	PV	INJ		4.0
Alex Anzivine	AL	P	2:34	4.0	Chad Oldro	RAN			0.0	Alex Anzivine	AL			0.0
Chad Oldro	RAN			0.0	Chris Quirin	KE	P	2:49	4.0	Chris Quirin	KE	P	5:34	4.0
Kurt Beehler	NC			0.0	Bye	0			0.0	Kurt Beehler	NC			0.0
Bye				0.0	Damien Raynor	WEST			0.0	Damien Raynor	WEST	P	1:18	4.0

placement	Name	School	pts.
1st place	Dylan Caruana	KW	14
2nd place	Tyler Cassidy	FRE	10
3rd place	Chase Wheeler	WIL	7
4th place	Nick Sandy	PV	4

Tie breaking criteria
1. Head-to-head
2. Common Opponents
3. Most pins
4. Quickest pin
5. Most team points
6. Most match points

Round Robin Tournament

Weight Class	135
--------------	-----

Round 1					Pool A Round 2					Round 3				
Name	School	result	score/time	pts.	Name	School	result	score/time	pts.	Name	School	result	score/time	pts.
Jude Gardner	FRE	P	0:51	4.0	Jude Gardner	FRE	P	1:18	4.0	Jude Gardner	FRE	P	1:55	4.0
Mike Elwell	SC			0.0	Liam Bull	WIL			0.0	James Haick	FREW			0.0
Liam Bull	WIL	D	6	2.0	Mike Elwell	SC		8	0.0	Mike Elwell	SC		0	0.0
James Haick	FREW		2	0.0	James Haick	FREW	D	10	2.0	Liam Bull	WIL	T	16	3.5
					Pool B									
Jesse Perry	CLV	D	12	2.0	Jesse Perry	CLV			0.0	Jesse Perry	CLV			0.0
Noah Martin	FRE		5	0.0	Bye		0		0.0	Jeremy Boltz	STFR	P	3:53	4.0
Bye			0	0.0	Noah Martin	FRE		2	0.0	Noah Martin	FRE			0.0
Jeremy Boltz	STFR			0.0	Jeremy Boltz	STFR	D	5	2.0	Bye			0	0.0
					Pool C									
John Schimek	PV	P	2:41	4.0	John Schimek	PV			0.0	John Schimek	PV	M	15	2.5
Jarret Blizzard	CV			0.0	Bye		0		0.0	Devon Adlegren	FREW		3	0.0
Bye			0	0.0	Jarret Blizzard	CV			0.0	Jarret Blizzard	CV			0.0
Devon Adlegren	FREW			0.0	Devon Adlegren	FREW	P	1:40	4.0	Bye			0	0.0
					Pool D									
Andrew LaFalce	KW			0.0	Andrew LaFalce	KW	T	2:26	3.5	Andrew LaFalce	KW	P	2:29	4.0
Bye			0	0.0	Phil Jones	SC			0.0	Steve Rodriguez	NC			0.0
Phil Jones	SC	P	3:31	4.0	Bye		0		0.0	Bye			0	0.0
Steve Rodriguez	NC			0.0	Steve Rodriguez	NC			0.0	Phil Jones	SC			0.0

Round Robin Tournament

Round 4

Round 5

Round 6

	2	Jude Gardner	FRE		Jude Gardner	FRE
Andrew LaFalce	KW	Jeremy Boltz	STFR	P	1:44	Jude Gardner
score/time	result				team pts. 4.0	FRE
team pts. 0.0		Andrew LaFalce	KW	D	6	1:57
	8	John Schimek	PV		4	P
		Andrew LaFalce	KW		team pts. 2.0	team pts. 4.0

		Liam Bull	WIL		Jesse Perry	CLV
Liam Bull	WIL	Jesse Perry	CLV	P	1:39	Jesse Perry
4	D				team pts. 4.0	CLV
team pts. 2.0		Phil Jones	SC	M	20	15
	3	Devon Adlegren	FREW		12	M
		Phil Jones	SC		team pts. 2.5	team pts. 2.5
					4	

		James Haick	FREW		Noah Martin	FRE
James Haick	FREW	Noah Martin	FRE	P	3:01	Noah Martin
2:36	P				team pts. 4.0	FRE
team pts. 4.0		Steve Rodriguez	NC		1:20	P
		Jarret Blizzard	CV		team pts. 4.0	
		Steve Rodriguez	NC	P	3:27	
					team pts. 4.0	

		Mike Elwell	SC		W7	
	L7	Bye		result	score/time	
score/time	result				team pts. 0.0	
team pts. 0.0		Bye				
	L8	Bye		result	score/time	
		Bye			team pts. 0.0	

	Team	Points	Placement
1st place	Jude Gardner	FRE	14
2nd place	John Schimek	PV	10
3rd place	Jeremy Boltz	STFR	7
4th place	Andrew LaFalce	KW	4

- Tie breaking criteria**

 1. Head-to-head
 2. Common Opponents
 3. Most pins
 4. Quickest pin
 5. Most team points
 6. Most match points

Round Robin Tournament

Weight Class	140
--------------	-----

Pool A

Round 1					Round 2					Round 3				
Name	School	result	score/time	pts.	Name	School	result	score/time	pts.	Name	School	result	score/time	pts.
Zack Skiba	KW	P	1:24	4.0	Zack Skiba	KW	P	1:42	4.0	Zack Skiba	KW	D	4	2.0
Jack Truman	AL			0.0	Brandon Gross	CLV			0.0	Eddie Marshall	DK		2	0.0
Brandon Gross	CLV			0.0	Jack Truman	AL		6	0.0	Jack Truman	AL	P	2:47	4.0
Eddie Marshall	DK	P	1:00	4.0	Eddie Marshall	DK	D	11	2.0	Brandon Gross	CLV			0.0

Pool B

Brian Brantigan	NC	P	2:56	4.0	Brian Brantigan	NC	M	11	2.5	Brian Brantigan	NC		1	0.0
Trent Harvey	PV			0.0	Trent Marshall	KE		3	0.0	Dakota Quinn	GOW	D	7	2.0
Trent Marshall	KE			0.0	Trent Harvey	PV			0.0	Trent Harvey	PV	D	5	2.0
Dakota Quinn	GOW	T	4:48	3.5	Dakota Quinn	GOW	P	1:44	4.0	Trent Marshall	KE		2	0.0

Pool C

Jon O'Brien	GOW	T	4:26	3.5	Jon O'Brien	GOW	P	1:29	4.0	Jon O'Brien	GOW	M	12	2.5
Jim Signs	SC			0.0	Pat Schichtel	STFR			0.0	Clarence Farnham	PV		0	0.0
Pat Schichtel	STFR		1	0.0	Jim Signs	SC		2	0.0	Jim Signs	SC	D	8	2.0
Clarence Farnham	PV	M	10	2.5	Clarence Farnham	PV	D	3	2.0	Pat Schichtel	STFR		2	0.0

Pool D


Michael Catalano	WEST	P	0:46	4.0	Michael Catalano	WEST	P	2:22	4.0	Michael Catalano	WEST	P	2:48	4.0
Jeff Andrews	RAN			0.0	Shawn LaBadie	AL			0.0	Cody Kaminska	WIL			0.0
Shawn LaBadie	AL			0.0	Jeff Andrews	RAN			0.0	Jeff Andrews	RAN		4	0.0
Cody Kaminska	WIL	P	2:23	4.0	Cody Kaminska	WIL	P	1:31	4.0	Shawn LaBadie	AL	M	12	2.5

Round Robin Tournament

Round 4

Round 5

Round 6



	Team	Points
1st place	Zack Skiba KW	14
2nd place	Jon O'Brien GOW	10
3rd place	Dakota Quinn GOW	7
4th place	Michael Catalano WEST	4

- Tie breaking criteria**

 1. Head-to-head
 2. Common Opponents
 3. Most pins
 4. Quickest pin
 5. Most team points
 6. Most match points

Round Robin Tournament

Weight Class	145
--------------	-----

Pool A

Round 1					Round 2					Round 3				
Name	School	result	score/time	pts.	Name	School	result	score/time	pts.	Name	School	result	score/time	pts.
Zach Buckley	FRE	P	5:25	4.0	Zach Buckley	FRE			0.0	Zach Buckley	FRE	P	0:46	4.0
Joe Fumerelle	KW			0.0	Bye	0			0.0	Alex Stalker	PV			0.0
Bye	0			0.0	Joe Fumerelle	KW	P	3:01	4.0	Joe Fumerelle	KW			0.0
Bye	0			0.0	Alex Stalker	PV			0.0	Bye	0			0.0

Pool B

Nicky Snow	GOW	P	1:25	4.0	Nicky Snow	GOW	M	14	2.5	Nicky Snow	GOW	D	10	2.0
Jake Lane	SAL			0.0	Mike Muffoletto	STFR		3	0.0	Clayton Cieslewicz	DK		4	0.0
Mike Muffoletto	STFR			0.0	Jake Lane	SAL			0.0	Jake Lane	SAL			0.0
Clayton Cieslewicz	DK	P	4:50	4.0	Clayton Cieslewicz	DK	P	0:49	4.0	Mike Muffoletto	STFR	P	1:35	4.0

Pool C

Garrett Gibson	CL			0.0	Garrett Gibson	CL	P	0:46	4.0	Garrett Gibson	CL	P	5:19	4.0
Bye	0			0.0	Aric Freischlag	WIL			0.0	Mark Stucke	KW			0.0
Aric Freischlag	WIL			0.0	Bye	0			0.0	Bye	0			0.0
Mark Stucke	KW	P	1:17	4.0	Mark Stucke	KW			0.0	Aric Freischlag	WIL			0.0

Pool D

David DeVaughn	NC	P	1:01	4.0	David DeVaughn	NC			0.0	David DeVaughn	NC	P	5:33	4.0
Chris Buvoltz	RAN			0.0	Bye				0.0	Tage Reuther	CV			0.0
Alex Stalker	PV			0.0	Chris Buvoltz	RAN		1	0.0	Chris Buvoltz	RAN			0.0
Tage Reuther	CV	P	1:43	4.0	Tage Reuther	CV	D	6	2.0	Bye				0.0

Round Robin Tournament

Round 4

Round 5

Round 6



	Team	Placement	Points
1st place	Zach Buckley FRE		14
2nd place	Garret Gibson CL		10
3rd place	David DeVaughn NC		7
4th place	Nicky Snow GOW		4

- Tie breaking criteria

 1. Head-to-head
 2. Common Opponents
 3. Most pins
 4. Quickest pin
 5. Most team points
 6. Most match points

Round Robin Tournament

Weight Class	152
--------------	-----

Pool A

Round 1					Round 2					Round 3				
Name	School	result	score/time	pts.	Name	School	result	score/time	pts.	Name	School	result	score/time	pts.
Frank Sterlace	SC	P	0:49	4.0	Frank Sterlace	SC	P	1:47	4.0	Frank Sterlace	SC	P	1:42	4.0
Cody Phelps	CV			0.0	Juan Fred	DK			0.0	James Carr	RAN			0.0
Juan Fred	DK		9	0.0	Cody Phelps	CV			0.0	Cody Phelps	CV			0.0
James Carr	RAN	D	10	2.0	James Carr	RAN	P	0:30	4.0	Juan Fred	DK	P	1:49	4.0

Pool B

Jeff Elwell	AL	T	4:00	3.5	Jeff Elwell	AL	P	1:16	4.0	Jeff Elwell	AL	P	1:59	4.0
Justin Borrello	FRE			0.0	Ben Webb	NC			0.0	Kevin Barrett	WIL			0.0
Ben Webb	NC			0.0	Justin Borrello	FRE			0.0	Justin Borrello	FRE	P	3:50	4.0
Kevin Barrett	WIL	P	5:16	4.0	Kevin Barrett	WIL	P	5:12	4.0	Ben Webb	NC			0.0

Pool C

Caleb Lawson	WEST	P	0:56	4.0	Caleb Lawson	WEST	P	2:17	4.0	Caleb Lawson	WEST	D	1	2.0
Richie Hayes	RAN			0.0	James Green	AL			0.0	Josh Kaczmarek	KW		0	0.0
James Green	AL			0.0	Richie Hayes	RAN			0.0	Richie Hayes	RAN	D	10	2.0
Josh Kaczmarek	KW	P	1:39	4.0	Josh Kaczmarek	KW	P	0:38	4.0	James Green	AL		4	0.0

Pool D

Brandon Kirk	KE	P	1:24	4.0	Brandon Kirk	KE	P	2:20	4.0	Brandon Kirk	KE	D	6	2.0
Justin Stephenson	WIL			0.0	Brenden Winder	CV			0.0	Matt Booth	CLV		5	0.0
Brenden Winder	CV			0.0	Justin Stephenson	WIL			0.0	Justin Stephenson	WIL	P	3:01	4.0
Matt Booth	CLV	P	2:30	4.0	Matt Booth	CLV	P	1:31	4.0	Brenden Winder	CV			0.0

Round Robin Tournament

Round 4

Round 5

Round 6

		Frank Sterlace	SC		7	
	Jeff Elwell	AL		Frank Sterlace	SC	
Jeff Elwell						8
9	M			3		
team pts. 2.5		Caleb Lawson	WEST	team pts. 2.0		
				5		1
		Brandon Kirk	KE			D
				13		team pts. 2.0
				team pts. 2.5		
		James Carr	RAN		5	
	James Carr	RAN		Kevin Barrett	WIL	
						5
James Carr		Kevin Barrett	WIL	8		
5:45	P			team pts. 2.0		Matt Booth
team pts. 4.0		Josh Kaczmarek	KW	2		CLV
						score/time
		Josh Kaczmarek	KW			D
		Matt Booth	CLV	4		9 2.0
				team pts. 2.0		
		Juan Fred	DK		7	
	Justin Borrello	FRE		Juan Fred	DK	
Justin Borrello		Justin Borrello	FRE	5		Juan Fred
2:57	P			team pts. 2.0		DK
team pts. 4.0		Richie Hayes	RAN	0		1:50
						P
		Richie Hayes	RAN			team pts. 4.0
		Justin Stephenson	WIL	10		
				team pts. 2.5		
		Cody Phelps	CV		1	
	Cody Phelps	CV		Ben Webb	NC	
Brenden Winder		Ben Webb	NC	7		James Webb
0:47	P			team pts. 2.0		AL
team pts. 4.0		James Green	AL			1:27
						P
		Brenden Winder	CV	0:20		team pts. 4.0
				team pts. 4.0		

	Team	Points	Placement
1st place	Frank Sterlace SC	14	
2nd place	Brandon Kirk KE	10	
3rd place	Jeff Elwell AL	7	
4th place	Caleb Lawson WEST	4	

- Tie breaking criteria

 1. Head-to-head
 2. Common Opponents
 3. Most pins
 4. Quickest pin
 5. Most team points
 6. Most match points

Round Robin Tournament

Weight Class	160
--------------	-----

Pool A

Round 1					Round 2					Round 3				
Name	School	result	score/time	pts.	Name	School	result	score/time	pts.	Name	School	result	score/time	pts.
Jerrold Roosa	RAN	P	1:38	4.0	Jerrold Roosa	RAN	P	1:15	4.0	Jerrold Roosa	RAN	P	1:42	4.0
Anthony Caputi	SAL			0.0	Billy Carlton	FRE			0.0	Greg Delgado	DK			0.0
Billy Carlton	FRE		4	0.0	Anthony Caputi	SAL		1	0.0	Anthony Caputi	SAL	D	5	2.0
Greg Delgado	DK	D	9	2.0	Greg Delgado	DK	D	3	2.0	Billy Carlton	FRE		1	0.0

Pool B

Brandon Culverwell	WIL	P	5:22	4.0	Brandon Culverwell	WIL	P	3:23	4.0	Brandon Culverwell	WIL		2	0.0
Mike Lowe	KE			0.0	Shane Curry	KW			0.0	Ryan Richter	GOW	D	6	2.0
Shane Curry	KW		0	0.0	Mike Lowe	KE	D	5	2.0	Mike Lowe	KE	D	6	2.0
Ryan Richter	GOW	M	9	3.0	Ryan Richter	GOW		3	0.0	Shane Curry	KW		2	0.0

Pool C

Tyler Buckley	FRE			0.0	Tyler Buckley	FRE	D	4	2.0	Tyler Buckley	FRE	D	9	2.0
Bye	0			0.0	Derek Freitas	STFR		0	0.0	King Fatunmbi	NC		3	0.0
Derek Freitas	STFR			0.0	Bye	0			0.0	Bye	0			0.0
King Fatunmbi	NC	P	2:23	4.0	King Fatunmbi	NC			0.0	Derek Freitas	STFR			0.0

Pool D


Nick Mitchell	FREW	M	12	3.0	Nick Mitchell	FREW	P	0:18	4.0	Nick Mitchell	FREW	P	2:54	4.0
Christian Francis	GOW		1	0.0	Brandon Shaul	SAL			0.0	Tyler Willibey	CLV			0.0
Brandon Shaul	SAL			0.0	Christian Francis	GOW		0	0.0	Christian Francis	GOW	P	3:32	4.0
Tyler Willibey	CLV	P	2:39	4.0	Tyler Willibey	CLV	D	2	2.0	Brandon Shaul	SAL			0.0

Round Robin Tournament

Round 4

Round 5

Round 6



Placement	Team	Points
1st place	Jerrold Roosa RAN	14
2nd place	Nick Mitchell FREW	10
3rd place	Tyler Buckley FRE	7
4th place	Brandon Culverwel WIL	4

- Tie breaking criteria

 1. Head-to-head
 2. Common Opponents
 3. Most pins
 4. Quickest pin
 5. Most team points
 6. Most match points

Round Robin Tournament

Weight Class	171
--------------	-----

Pool A

Round 1				team	Round 2				team	Round 3				team
Name	School	result	score/time	pts.	Name	School	result	score/time	pts.	Name	School	result	score/time	pts.
Kris Schimek	PV	P	1:24	4.0	Kris Schimek	PV			0.0	Kris Schimek	PV	P	0:12	4.0
Kyle Perry	DK			0.0	Bye	0			0.0	Brandon Wise	CV			0.0
Bye	0			0.0	Kyle Perry	DK	P	0:37	4.0	Kyle Perry	DK			0.0
Brandon Wise	CV			0.0	Brandon Wise	CV			0.0	Bye	0			0.0

Pool B

Austin Lynn	FREW	P	1:21	4.0	Austin Lynn	FREW	P	1:06	4.0	Austin Lynn	FREW	T	18	3.5
Sam Carrocia	STFR			0.0	Dennis Andrews	RAN			0.0	Byron McCoy	DK		3	0.0
Dennis Andrews	RAN			0.0	Sam Carrocia	STFR		5	0.0	Sam Carrocia	STFR	P	1:40	4.0
Byron McCoy	DK	P	1:36	4.0	Byron McCoy	DK	D	9	2.0	Dennis Andrews	RAN			0.0

Pool C

Jim Hammond	GOW			0.0	Jim Hammond	GOW	P	1:03	4.0	Jim Hammond	GOW	M	12	3.0
Bye	0			0.0	Lee Mason	WEST			0.0	Dustin Lewis	SAL		0	0.0
Lee Mason	WEST			0.0	Bye	0			0.0	Bye	0			0.0
Dustin Lewis	SAL	P	0:26	4.0	Dustin Lewis	SAL			0.0	Lee Mason	WEST			0.0

Pool D

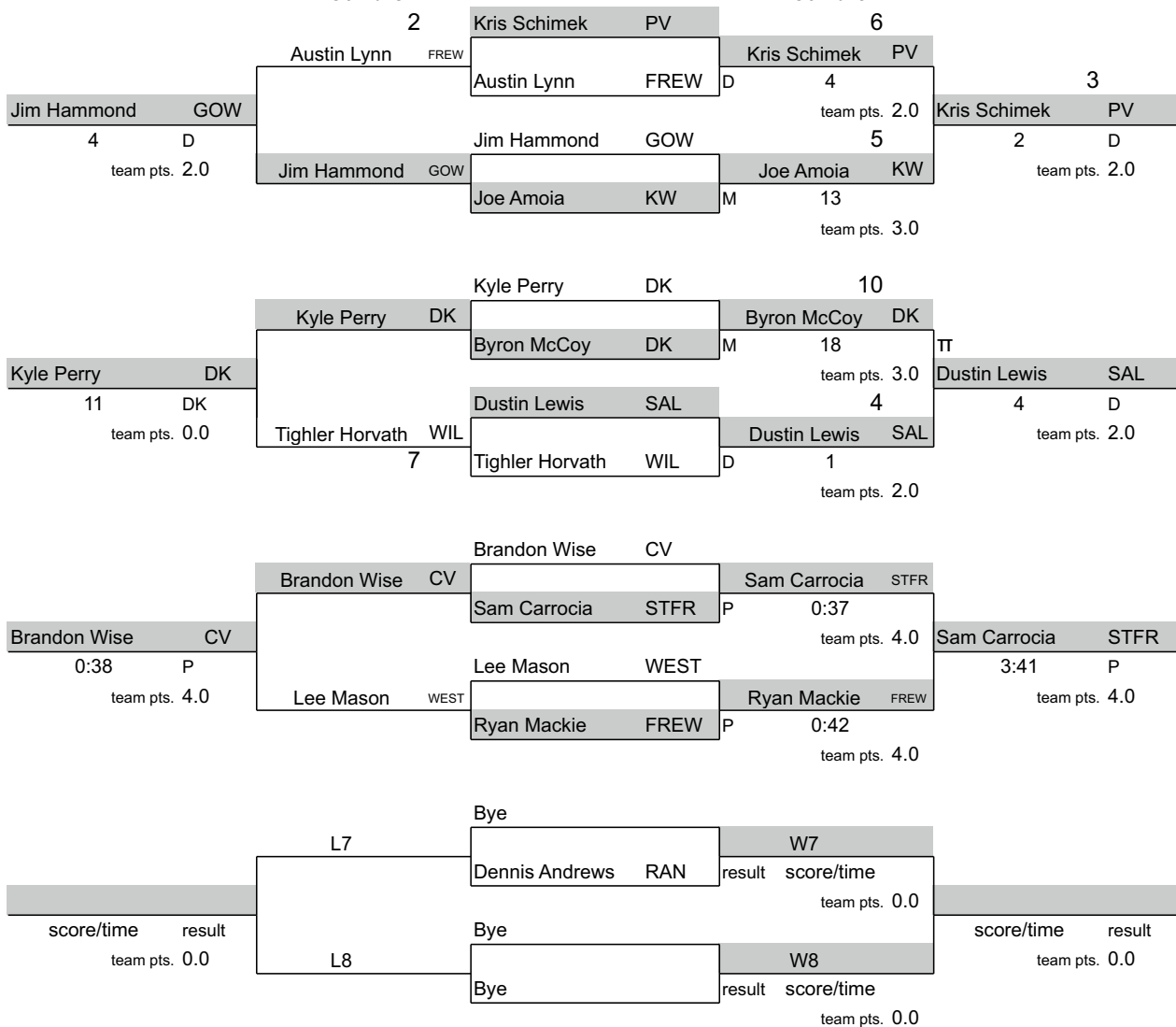
Joe Amoia	KW	P	0:13	4.0	Joe Amoia	KW	P	5:12	4.0	Joe Amoia	KW			0.0
Ryan Mackie	FREW			0.0	Tighler Horvath	WIL			0.0	Bye	0			0.0
Tighler Horvath	WIL			0.0	Ryan Mackie	FREW			0.0	Ryan Mackie	FREW			0.0
Bye	0			0.0	Bye	0			0.0	Tighler Horvath	WIL	P	0:32	4.0

Round Robin Tournament

Round 4

Round 5

Round 6



Placement	Team	Points
1st place	Kris Schimek PV	14
2nd place	Joe Amoia KW	10
3rd place	Jim Hammond GOW	7
4th place	Austin Lynn FREW	4

- Tie breaking criteria**

 1. Head-to-head
 2. Common Opponents
 3. Most pins
 4. Quickest pin
 5. Most team points
 6. Most match points

Round Robin Tournament

Weight Class	189
--------------	-----

Pool A

Round 1					Round 2					Round 3				
Name	School	result	score/time	pts.	Name	School	result	score/time	pts.	Name	School	result	score/time	pts.
Greg Burroughs	FRE	P	0:50	4.0	Greg Burroughs	FRE	P	0:29	4.0	Greg Burroughs	FRE	P	0:54	4.0
Ben Violanti	STFR			0.0	Tyler Winkelmann	SC			0.0	Harley Kettle	SAL			0.0
Tyler Winkelmann	SC	P	2:07	4.0	Ben Violanti	STFR	P	1:04	4.0	Ben Violanti	STFR			0.0
Harley Kettle	SAL			0.0	Harley Kettle	SAL			0.0	Tyler Winkelmann	SC	P	4:46	4.0

Pool B

Mason Samoina	WEST	P	3:38	4.0	Mason Samoina	WEST			0.0	Mason Samoina	WEST	D	5	2.0
Zach Schwartz	CL			0.0	Bye	0			0.0	Vince Mazraany	KW		0	0.0
Bye	0			0.0	Zach Schwartz	CL	P	1:40	4.0	Zach Schwartz	CL			0.0
Vince Mazraany	KW			0.0	Vince Mazraany	KW			0.0	Bye	0			0.0

Pool C

Christian Saden	FRE	P	0:25	4.0	Christian Saden	FRE			0.0	Christian Saden	FRE	P	1:51	4.0
Tim McCarthy	NC			0.0	Bye	0			0.0	Jarrett Dolegala	STFR			0.0
Bye	0			0.0	Tim McCarthy	NC			0.0	Tim McCarthy	NC			0.0
Jarrett Dolegala	STFR			0.0	Jarrett Dolegala	STFR	P	0:32	4.0	Bye	0			0.0

Pool D


Thomas Cornell	RAN	P	1:20	4.0	Thomas Cornell	RAN	P	1:50	4.0	Thomas Cornell	RAN			0.0
Dylan Haines	SAL			0.0	Lee Stoeckel	KE			0.0	Bye	0			0.0
Lee Stoeckel	KE			0.0	Dylan Haines	SAL			0.0	Dylan Haines	SAL	P	1:25	4.0
Bye	0			0.0	Bye	0			0.0	Lee Stoeckel	KE			0.0

Round Robin Tournament

Round 4

Round 5

Round 6



Placement	Team	Points
1st place	Greg Burroughs FRE	14
2nd place	Thomas Cornell RAN	10
3rd place	Christian Saden FRE	7
4th place	Mason Samoina WEST	4

- Tie breaking criteria

 1. Head-to-head
 2. Common Opponents
 3. Most pins
 4. Quickest pin
 5. Most team points
 6. Most match points

Round Robin Tournament

Weight Class	215
--------------	-----

Pool A

Round 1				Round 2				Round 3						
Name	School	result	score/time	team pts.	Name	School	result	score/time	team pts.	Name	School	result	score/time	team pts.
Nico Burgos	KW	P	0:58	4.0	Nico Burgos	KW	P	0:35	4.0	Nico Burgos	KW			0.0
Sam Koford	KE			0.0	Ethan Fellows	CV			0.0	Bye	0			0.0
Ethan Fellows	CV			0.0	Sam Koford	KE			0.0	Sam Koford	KE	P	1:22	4.0
Bye	0			0.0	Bye	0			0.0	Ethan Fellows	CV			0.0

Pool B

Aaron Barraclough	KE			0.0	Aaron Barraclough	KE			0.0	Aaron Barraclough	KE			0.0
Brian Kerwin	WIL	P	1:55	4.0	William Hackett	SAL	P	1:08	4.0	Connor Maheady	FRE	P	0:23	4.0
William Hackett	SAL			0.0	Brian Kerwin	WIL			0.0	Brian Kerwin	WIL			0.0
Connor Maheady	FRE	P	2:36	4.0	Connor Maheady	FRE	P	4:38	4.0	William Hackett	SAL	P	3:30	4.0

Round 4				Round 5				Round 6						
Name	School	result	score/time	team pts.	Name	School	result	score/time	team pts.	Name	School	result	score/time	team pts.
Nico Burgos	KW	P	3:44	4.0	Brian Kerwin	WIL	P	0:20	4.0	Nico Burgos	KW	T	4:22	3.5
William Hackett	SAL			0.0	Ethan Fellows	CV			0.0	Connor Maheady	FRE			0.0
Sam Koford	KE			0.0	Aaron Barraclough	KE			0.0	Sam Koford	KE			0.0
Connor Maheady	FRE	P	1:44	4.0	Bye	0			0.0	William Hackett	SAL	P	0:30	4.0
Ethan Fellows	CV			0.0										
Aaron Barraclough	KE	P	4:56	4.0										
Bye				0.0										
Brian Kerwin	WIL			0.0										

		School	placement pts.
1st place	Nico Burgos	KW	14
2nd place	Connor Maheady	FRE	10
3rd place	William Hackett	SAL	7
4th place	Sam Koford	KE	4

- Tie breaking criteria

 1. Head-to-head
 2. Common Opponents
 3. Most pins
 4. Quickest pin
 5. Most team points
 6. Most match points

Round Robin Tournament

Weight Class	285
--------------	-----

Round 1					Pool A Round 2					Round 3				
Name	School	result	score/time	team pts.	Name	School	result	score/time	team pts.	Name	School	result	score/time	team pts.
Brandon Lathrop	KW	P	0:15	4.0	Brandon Lathrop	KW	P	0:17	4.0	Brandon Lathrop	KW	P	0:49	4.0
Josh Atwell	CV			0.0	Jordan Denney	NC			0.0	Ben Woods	FRE			0.0
Jordan Denney	NC			0.0	Josh Atwell	CV			0.0	Josh Atwell	CV			0.0
Ben Woods	FRE	P	0:34	4.0	Ben Woods	FRE	P	1:29	4.0	Jordan Denney	NC	P	1:32	4.0

Pool B				
Name	School	result	score/time	team pts.
Ben Fluent	RAN			0.0
Bye	0			0.0
Zach Gloff	FRE			0.0
Zach Gloff	FRE	P	0:33	4.0
Ben Fluent	RAN		0	0.0
Derek Wise	CV	D	6	2.0
Bye	0			0.0
Bye	0			0.0
Zach Gloff	FRE			0.0
Derek Wise	CV	P	0:18	4.0
Derek Wise	CV			0.0
Zach Gloff	FRE			0.0

Round 4					Round 5					Round 6				
Name	School	result	score/time	team pts.	Name	School	result	score/time	team pts.	Name	School	result	score/time	team pts.
Brandon Lathrop	KW	INJ		4.0	Zack Gloff	FRE	P	1:58	4.0	Brandon Lathrop	KW	M	9	3.0
Ben Fluent	RAN			0.0	Jordan Denney	NC			0.0	Derek Wise	CV		0	0.0
Ben Woods	FRE			0.0	Bye	0			0.0	Ben Woods	FRE	INJ		4.0
Derek Wise	CV	P	1:08	4.0	Josh Atwell	CV			0.0	Ben Fluent	RAN			0.0
Jordan Denney	NC			0.0										
Bye				0.0										
Josh Atwell	CV			0.0										
Zack Gloff	FRE	P	1:10	4.0										

- Tie breaking criteria

 1. Head-to-head
 2. Common Opponents
 3. Most pins
 4. Quickest pin
 5. Most team points
 6. Most match points

placement	pts.	School
1st place	14	Brandon Lathrop KW
2nd place	10	Derek Wise CV
3rd place	7	Ben Woods FRE
4th place	4	Ben Fluent RAN