




*Welcome  
To the  
41<sup>st</sup> Annual*



*Penfield  
Hunter—Holiday  
Wrestling  
Tournament*



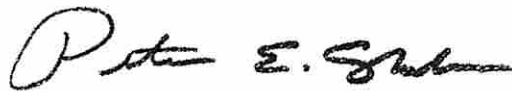
**PENFIELD  
PATRIOTS  
WRESTLING**

SPONSORED BY PENFIELD TAKEDOWN CLUB **\$.50**

Welcome All Wrestlers and Fans,

A lot of things this time of year are about tradition. We feel that our 41<sup>st</sup> annual tournament is a strong tradition. All you have to do is look at the names from the past, and you get a sense of the great competition that has taken place over the years. Who knows, maybe your name could be added to the long list of former tournament standouts. We wish all competitors the best of luck and health as you compete and add to the tradition.

Sincerely,

A handwritten signature in black ink, appearing to read "Pete Shambo". The signature is fluid and cursive, with the first name "Pete" being more prominent than the last name "Shambo".

Pete Shambo,  
Director of Athletics, Penfield Central School District

## TOURNAMENT COMMITTEE

### Tournament Directors:

Pete Shambo  
John Leone

### Head Table/Announcer:

Jeff Howard

## PENFIELD COACHING STAFF

### Head Coach:

John Leone

### JV Coach:

John Farrelman

### Assistant:

Steve LoFaso

### Modified B Coach:

Ed Porto & Jim Cleveland

### Youth Coaches:

Edward Porto & Steve LoFaso

## STAFF

### Concessions:

Penfield Takedown Club

### Security:

Terry Lloyd  
Penfield Fathers

### Table Crews:

Penfield Modified Team  
Participating Schools

### Officials:

Matt Smith  
Dave Grazul  
Leo Rhodes  
Tony Chicarrelli  
Tom Polsinelli  
C. Zcrniak





## The 41<sup>st</sup> Annual Penfield Tournament

Penfield High School welcomes you to the 41<sup>st</sup> Annual Penfield Tournament. This tournament has been an exiting part of wrestling since Coach Jack Hunter founded the competition in 1967. It is the areas oldest wrestling tournament.

### Participants 2007:

<u>Participating Schools</u>	<u>School Name</u>	<u>School Colors</u>	<u>Coach</u>
Brighton	Barons	Navy/White	Brian Darling
Byron Bergen	Bees	Maroon	Mike Jeffords
East	Orientals	Purple/Gold/White	Paul Brigandi
East Rochester	Bombers	Orange/Brown	Josh Leonhard
Eastridge	Lancers	Blue/White	
Fairport	Red Raiders	Scarlet/Royal	Mike Kohl
Fulton (Section III)	Raiders	Red/Green	Mike Connors
Greece Athena	Trojans	Black/Gold	Mike Roundtree
Greece Olympia	Spartans	Gold/Green	Tony Russo
LeRoy	O-at-Kan Knt	Red/Black	Bob Gately
McQuaid	Knights	Black/Gold	Mike Gilbert
*Northstar Christian			Dave Stein
PalMac	Raiders	Red/White	Brian Quick
Penfield	Patriots	Red/White	John Leone
*Pittsford	Panthers	Maroon/Blue	Jason Bovenzi
Waterloo	Indians	Orange/Black	Tyrone Thomas
*Wayne	Eagles	Navy/Gold	Scott Freishlag
*Webster - Schroeder	Warriors	Blue/White	Dean Salvaggio
Webster-R.L. Thomas	Titians	Blue/White	Neil Cook
West Seneca (Section VI)	Trojans	Green/Gold	Dave Recor

\*Junior Varsity Only

### Tentative Schedule:

Preliminaries -----	9:00 AM
Quarter Finals and Wrestle Backs -----	11:00 - 2:00 PM
Semi-Finals and Wrestle Backs -----	2:00 - 4:00 PM
Consolation Finals -----	4:00 - 6:00 PM
Championship Finals and Awards -----	(Approximately) 7:00 - 9:00 PM
(Two (2) Mats)	

# PENFIELD TOURNAMENT FINAL RESULTS

40<sup>th</sup> 2006

## Varsity Team Results:

1	Fulton	207	pts.	96	David Hall, Fulton
2	Penfield	132.5		103	Alex Marianetti (Greece Athena)
3	Webster Thomas	126.5		112	Zach Ellis (Brighton)
4	Palmyra-Macedon	112.5		119	Sean Walton (Pal-Mac)
5	Brighton	94.0		125	Alex Ekstrom (Pal-Mac)
6	Fairport	73.5		130	Chad Condidorio (LeRoy)
7	Bath Haverling	73.0		135	Torsten Gillespie (Webster-Schroeder)
8	Greece Athena	65.5		140	Dillon Shue (Fulton)
9	Lyons	56.5		145	Seth Elvin (Fairport)
10	Greece Olympia	54.0		152	Matt Bogardus (Fulton)
11	West Seneca West	52.0		160	Cameron Mills (Fulton)
12	LeRoy	50.0		171	Nate Schiedel (Cal-Mum)
13	Webster Schroeder	45.0		189	Ryan Lamagra (Webster-Thomas)
14	Caledonia-Mumford	32.0		215	Joe Disalvo (Brighton)
15	Byron Bergen	31.0		275	Bryant Madigan (Bath)
16	Waterloo	29.0			
17	McQuaid	17.0			
18	Eastridge	13.0			
19	Gananda	4.0			

Outstanding Wrestler Award: 135 - Alex Ekstrom (Pal-Mac)

Outstanding Wrestler Award: 275- Bryant Madigan (Bath)

# PENFIELD TOURNAMENT FINAL RESULTS

39<sup>th</sup> 2005

## Varsity Team Results:

1. Fulton 206.5, 2. Webster-Thomas 185.5, 3. Penfield 177.0, 4. Palmyra-Macedon 163.5, 5. Canandaigua 140.0, 6. Greece-Olympia 102.0, 7. Greece-Athena 94.0, 8. Fairport 82.5, 9. Brighton 80.0, 10. LeRoy 60.0, 11. Midlakes 61.0, 12. McQuaid 47.0, 13. East 19.0, 14. East Irondequoit (Eastridge) 14.0, 15. Honeoye Falls-Lima 11.0.

## Individual Champions:

96 Eric Smith-Fulton, 103 Paul Slaver-Fulton, 112 Sean Walton-Palmyra-Macedon, 119 Dan Mandara-Canandaigua, 125 Rob Mack-Canandaigua, 130 C.J. Fogle-Penfield, 135 Matt Bogardus-Fulton, 140 Morgan Hoven-Midlakes, 145 Phil Lombardo, Olympia, 152 Cameron Mills-Fulton, 160 Mike Ciaburri-Palmyra-Macedon, 171 Dan Rudy (MOW)-Palmyra-Macedon, 189 Matthew Hodge-Webster-Thomas, 215 Robert Eskander-Webster-Thomas, 275 Chris Teed-Midlakes

38<sup>th</sup> 2004

## Team Results:

1. Greece-Olympia 169.0, 2. Brighton 125.0, 3. Palmyra Macadon 112.0, 4. Webster - Thomas 107.5, 5. Penfield 105.5, 6. Warsaw 101.0, 7. Greece - Athena 95.0, 7. Leroy 95.0, 8. Bath 70.0, 9. Fairport 67.5, 10. Byron-Bergen 59.5, 11. West Seneca West 55.5, 12. Midlakes 52.5, 13. North Rose-Wolcott 47.0, 14. McQuaid 32.0, 15. East 21.0, 16. East Irondequoit (Eastridge) 11.0, 17. Honeoye Falls - Lima 9.0, N/A Northstar Christian Academy 00.0

## Individual Results:

96 Alex Marinetti, Athena, 103 Ian Paddock, Warsaw, 112 Zac Condidorio, Le Roy, 119 Mike McInnally, Byron-Bergen, 125 C.J. Fogle, Penfield, 130 John Bonaldi, Olympia, 135 Glen Dowdy, Olympia, 140 Morgan Hoven, Midlakes, 145 Phil Lombardo, Olympia, 152 Paul Paddock, Warsaw, 160 Dan Rudy, Palmyra-Macedon, 171 Aneal Ram, Brighton, 189 Justin Stewart, Bath, 215 Dan Reger, Warsaw, 275 Matt Chapman, West Seneca

37<sup>th</sup> 2003

## Team Results:

1. Wayne 230.0, 2. Brighton 135.5, 3. Palmyra Macedon 121.5, 4. Greece Athena 105.0, 5. West Seneca West 87.5, 6. Fairport 82.5, 7. North Rose - Wolcott 78.5, 7. Penfield 78.5, 8. Warsaw 74.0, 9. Caledonia-Mumford 71.5, 10. LeRoy 68.5, 11. Byron-Bergen 45.5, 12. Victor 41.5, 13. Honeoye Falls-Lima 36.0, 14. Webster Thomas 35.0, 15. Midlakes 31.0, 16. McQuaid 11.0, 17. Northstar 4.0, 18. East 3.0, 19. East Rochester 0.0

Sportsmanship Award: West Seneca West (West Indians)

## Individual Results:

96 Ian Paddock - Warsaw, 103 Chad Condidorio - Le Roy, 112 Zac Condidorio - Le Roy, 119 Josh Rudy (MOW)-Palmyra Macedon, 125 Pat Brown - West Seneca West, 130 Josh Patterson - Wayne, 140 Nate Patterson - Wayne, 145 Evan Scheidel - Caledonia-Mumford, 152 Jason McGuckin - Greece Athena, 160 Cory Turner - West Seneca West, 171 Joe Zaso - Wayne, 189 Mike Johnson - Wayne, 215 Pat Prescott - Haverling (Bath), 275 A.J. Haak - Wayne

Quickest Pin: Lexi Romero, 119 LBS., Webster Thomas - 21 seconds



### 36<sup>th</sup> 2002

#### Team Results:

1. Wayne 301, 2. Greece Athena 116.5, 3. Brighton 103.5, 4. Penfield 92.5, 5. Palmyra-Macadon 92, 6. North Rose-Wolcott 83, 7. Fairport 79.5, 8. West Seneca 74, 9. Midlakes 70, 10. Caledonia 55.5, 11. McQuaid 44.5, 12. Victor 41.5, 13. Warsaw 39.5, 14. Honeoye Falls-Lima 32, 15. East 29, 16. Bishop Kearney 28, 17. Webster Thomas 14.5, 18. Northstar 4.5

#### Individual Results:

96 Mike Tellier - North Rose-Wolcott, 103 Paul Paddock - Warsaw, 112 Josh Patterson - Wayne, 119 Luke Baum - Wayne, 125 Nate Patterson - Wayne, 130 Adam Lesniak - West Seneca, 135 Gene Kobilansky - Brighton, 140 Dan Buttaccio (**MOW**) - Midlakes, 145 Shod Williams - Palmyra-Macedon, 152 Dan Safranec - Fairport, 160 Andy Merkel - McQuaid, 171 Rich Schimpf - Penfield, 189 Josh Stewart - Penfield, 215 Mike Patterson - Wayne, 275 A.J. Haak - Wayne

### 35<sup>TH</sup> 2001

#### Team Results:

1. Wayne 158, 2. Mexico 150, 3. Fairport 131, 4. Newark Valley 121, 5. Brighton 110, 6. North Rose-Wolcott 108.5, 7. Palmyra-Macedon 107.5, 8. West Seneca 86, 9. McQuaid 66, 10. Greece Athena 55.5, 11. Penfield 53, 12. Victor 36.5, 13. Warsaw 32, 14. Midlakes 31, 15. East 30, 16. Bishop Kearney 16, 17. North Star Academy 8

#### Individual Results:

96 Marcus Payne - Newark, 103 Fred Milefski - Newark, 112 Nate Patterson - Wayne, 119 Luke Baum - Wayne, 125 Gene Kobilansky - Brighton, 130 Aaron Schirano - Brighton, 135 Derrick Smith - Mexico, 140 T.J. Buonomo - East, 145 Andy Merkel - McQuaid, 152 Ryan Fleming - Mexico, 160 Jeremy Markle - West Seneca, 171 Ian Ammons - Fairport, 189 Joe Fingler - Fairport, 215 Mike Patterson (**MOW**) - Wayne, 275 Chris Cowen - Mexico

Quickest Pin: Brian Thurston, 160 LBS, Newark Valley

### 34<sup>th</sup> 2000

#### Team Results:

1. Wayne 217, 2. Fairport 132.5, 3. Greece Athena 130.5, 4. McQuaid 122.5, Brighton 107.5, 6. North Rose-Wolcott 104, 7. Newark Valley 93, 8. Penfield 64, 9. Bishop Kearney 47, 10. Victor 43, 11. Midlakes 40, 12. East High 38, 13. Warsaw 33.5, 14. Wilson 2, , 15. **Team Sportsmanship Award:** Penfield

#### Individual Results:

96 Josh Patterson - Wayne, 103 Nate Patterson - Wayne, 112 Kiel Gilbride - Victor, 119 Dan Showman - Wayne, 125 Chad Steves - North Rose-Wolcott, 130 Matt Reed - Midlakes, 135 Todd Casella - Wayne, 140 Andy Merkel - McQuaid, 145 Nick Pagano - Greece Athena, 152 Ian Ammons - Fairport, 160 Scott Messare - McQuaid, 171 Toran Gordinier - North Rose-Wolcott, 189 Joe Fingler - Fairport, 215 Jon Leavy - Penfield **MOW**, 275 Brandon Hobbs - McQuaid

### 33<sup>rd</sup> 1999

#### Team Results:

1. Caledonia-Mumford 127.5, 2. Fairport 117, 3. Greece Athena 103, 4. Victor 101, 5. Penfield 93.5, 6. Newark Valley 86.5, 7. McQuaid 63, 8. Baldwinsville 53, 9. Midlakes 53, 10. North-Rose Wolcott 39, 11. East 36.5, 12. Warsaw 31, 13. Bishop Kearney 12. **Team Sportsmanship Award:** Penfield

#### Individual Results:

96 Pete Flint - Warsaw, 103 Tim Jones - Cal-Mum, 112 Greg Brown - Cal-Mum, 119 Joe Lacagnina - Penfield, 125 John Curatalo - Athena, 130 Jeff Collier - Penfield **MOW**, 135 Jim Wikki - Newark Valley, 140 Adam Slomski - Victor, 145 Gene Lang - Baldwinsville, 152 Dan Whittaker - Victor, 160 Curt Radcliffe - Newark Valley, 171 Joe Fingler - Penfield, 189 Chris Cologgi - Victor, 215 Phil Congdon - Midlakes, 275 John Smythe - Athena

### 32<sup>nd</sup> 1998

#### Team Results:

1. Caledonia-Mumford 127.5, 2. Fairport 117, 3. Greece Athena 103, 4. Victor 101, 5. Penfield 93.5, 6. Newark Valley 86.5, 7. McQuaid 63, 8. Baldwinsville 53, 9. Midlakes 53, 10. North Rose-Wolcott 39, 11. East 36.5, 12. Warsaw 31, 13. Bishop Kearney 12. **Team Sportsmanship Award:** Victor

#### Individual Results:

96 David Jones - Cal-Mum, 103 Tim Jones - Cal-Mum, 112 Pete Houston - Newark Valley, 119 Jason Alvarez - McQuaid, 125 Tony D'Ambra - Cal-Mum, 130 Jeff Collier - Penfield, 135 Joe Hladis - Fairport, 140 Mike Pagano - Athena, 145 James Beaumont **MOW** - Cal-Mum, 152 Curt Radcliffe - Newark Valley, 160 Tremell Jones - East, 171 Phil Leitten - Warsaw, 189 Mike Payne - East, 215 Shawn Murray - Athena, 275 David Leittman - Warsaw.

### 31<sup>st</sup> 1997

#### Team Results:

1. Cal-Mum 163, 2. Newark Valley 142, 3. Fairport 114, 4. Penfield 98, 5. North Rose-Wolcott 90.5, 6. Athena 87, 7. Bishop Kearney 76.5, 8. Victor 75.5, 9. East 72.5

**Team Sportsmanship Award:** Bishop Kearney

#### Individual Results:

103 Tim Jones - Cal-Mum, 112 Joe Lacagnina - Penfield, 119 Brian Foster - Newark Valley, 125 Easu Youngblood - East, 130 Ian Irving - East, 135 Joe Hladis - Fairport, 140 Chris Vossler - Fairport, 145 Dan Whittaker - Victor, 152 Mike Cox - Victor **MOW**, 160 Clay Harris - Victor, 171 Dave Fingler - Fairport, 189 Jake Boerman - Fairport, 215 Alex Kaplun - Penfield, 275 Aaron Head - Newark Valley.

### 30<sup>th</sup> 1996

#### Varsity Team Results:

1. Baldwinsville 220.5, 2. Penfield 160.5, 3. Fairport 122, 4. McQuaid 116.5, 5. NRW 113, 6. Alexander 107.

**Team Sportsmanship Award:** Fairport

#### Individual Results:

96 Jason Alvarez - McQuaid, 103 Joe Lacagnina - Penfield, 112 Aaron Tellier North - Rose-Wolcott, 119 Jeff Collier - Penfield, 125 Louis Jenkins - Baldwinsville, 130 Jeremy Enfonde - Penfield, 135 Mark Prince - Baldwinsville, 140 Matt Kaus - Alexander, 145 Dan Horning Baldwinsville, 152 **MOW** Paul Boudreau - Baldwinsville, 160 Nick Layou - Baldwinsville, 171 Jake Boerman - Fairport, 189 John Pitt - North Rose-Wolcott, 220 Duane Woodall - Baldwinsville, 275 Bo Radley - Baldwinsville.

### 29<sup>th</sup> 1995

#### Team Results:

1. Baldwinsville 151, 2. Pal Mal 121.5, 3. Ripley 120, 4. Penfield 66, 5. Greece Athena, 6. East 61.5, 7. Fairport 57.5, 8. Irondequoit 55.5, 9. Frewsburg 38, 10. Bishop Kearney, 11. Edison Tech 1.

#### Individual Results:

91 Rowe R, 98 Guinup PM, 105 Jim Tran GA, 112 Nue, 119 Steve Lacagnina, 126 Rowe R, 132 Bentley R, 138 Stahton FB, 145 Paul Boudreau BV, 155 Hopkins I, 167 Nick Layou BV, 177 Matt Melrose FPT, 215 Rausch BV.  
**MOW:** ?

### 28<sup>th</sup> 1994

#### Team Results:

1. Penfield 163, 2. Fairport 150.5, 3. Greece Athena 136, 4. Webster 123, 5. Marion 72.5, 6. Pal-Mac 67, 7. Irondequoit.

#### Individual Results:

93 Dave Adamo P, 100 Jim Tran GA, 107 Steve Lacagnina P, 114 Tuan Le F, 121 Dave Heagney P **MOW**, 128 Pete Fox W, 134 Sean Smith W, 140 Justin Geist GA, 147 Sean Smith F, 157 Joe Maier P, 169 Phil Lau M, 179 Scott Casella PM, 217 Adam Phillips PM, 252 Chris Ornt P.



### 27<sup>TH</sup> 1993

#### Team Results:

1. Webster 135, 2. Fairport 113, 3. Attica 97.5, 4. Greece Athena 91.5, 5. Irondequoit 61, 6. Penfield 60.5, 7. Pal-Mac 54, 8. Greece Olympia 46.5, 9. Edison 27.5.

#### Individual Results:

93 Tyler Conway A, 100 John Gerhardt A, 107 Jami Randisi W, 114 Charlie Frisciano GO, 121 Pete Fox W, 128 Arkee Allen I MOW, 134 Nick Smith W, 140 Matt Jarman W, 147 Bill Trigg E, 157 Jason Solarek F, 169 Dan Fingler F, 179 Rob Trapp PM, 217 John Agnello F, 252 Chris Ornt P

### 26<sup>th</sup> 1992

#### Team Results:

1. Fairport 135.5, 2. Greece Athena 123, 3. Webster 110, 4. Canandaigua 103, 5. Pal-Mac 88, 6. Irondequoit 64.5, 7. Marion 60.5, 8. Penfield 47, 9. Eastridge 36.

#### Individual Results:

93 Geoff Guyette P, 100 Jason McLaughlin PM, 107 Brian Roberts GA, 114 Dan Nier GA MVP, 121 Mike Burgess C, 128 Arkee Allen I, 134 S J Morgante F, 140 Tim Travers I, 147 Joe Kozlowski W, 157 Frank Petrocino M, 169 Dan Fingler F, 179 Dave Dennie PM, 2187 Seth Thomas C, 252 Nick Villa F.

### 25<sup>th</sup> 1991

#### Team Results:

1. Greece Athena 175, 2. Pal-Mac 161, 3. Fairport 145.5, 4. Webster 81, 5. Eastridge 77.5, 6. Marion 48, 7. Penfield 43, 8. Denonville 20.

#### Individual Results:

93 Chad Costanza GA, 100 Brian Roberts GA, 107 Bob D'Arduini PM, 114 Greg Roberts PM, 121 Dan Geraci E, 128 Mike Kohl F, 134 Steve Iaculli F, 140 Ron Sanger GA, 147 Jerry Dawes F, 157 Chris Vangordon PM MOW, 169 Joe Vito GA, 179 Dave Dennie PM, 217 John Fingler F, 250 Matt Baldassare GA.

### 24<sup>th</sup> 1990

#### Team Results:

1. Fairport 181, 2. Pal-Mac 145, 3. Greece Athena 125, 4. Marion 93, 5. Penfield 79.5, 6. Alfred Almond 69.5, 7. Eastridge 45, 8. Edison 28.

#### Individual Results:

91 Peter Cooper PM, 98 Bob D'Arduini PM, 105 Dan Nier GA, 112 Craig Kaper P, 119 Mike Kohl F, 126 Steve Iaculli F, 132 Dan Goodison GA, 138 Matt Logan F, 145 Ken Porter AA MOW, 155 Gary Siconolfi F, 167 Chris Francis PM, 177 John Fingler F, 215 Ron Schommer PM, 250 Ian Henderson AA.

### 23<sup>rd</sup> 1989

#### Team Results:

1. Pal-Mac 181, 2. Fairport 140.5, 3. Wayne 121.5, 4. Marion 88, 5. Alfred Almond 88, 6. Eastridge 71.5, 7. Penfield 53.

#### Individual Results:

91 Peter Cooper PM, 98 Jeff Bowman P, 105 Derek Larock PM, 112 Dennis Horton PM, 119 Mark Burstein F, 126 Brad Miller W, 132 Shad McDuff PM, 138 Matt Logan F, 145 Frank Trigg E MOW, 155 Hakan Dilek E, 167 Chris Francis PM, 177 E J Kenyon AA, 215 Cory Fye AA, 250 Ian Henderson AA.

## 22<sup>nd</sup> 1988

### Team Results:

1. Pal-Mac 174, 2. Wayne 165, 3. Midlakes 122, 4. Eastridge 112, 5. Fairport 100, 6. Penfield 91, 7. Livonia 79, 8. Cardinal Mooney 63.

### Individual Results:

91 Mark Regoord E, 98 Dennis Horton PM, 105 Matt Ranger ML, 112 Mark Roberts PM, 119 Bryant Ranger ML, 126 Marc Johnson F, 132 Jason Wertz ML, 138 Keith Ranck W, 145 Hakan Dilek E **MOW**, 155 Jeff Frisk CM, 167 Bryan Bizzigotti W, 177 Bill Swarthout W, 215 Jesse Phelps L.

## 21<sup>st</sup> 1987

### Team Results:

1. Midlakes 141.5, 2. Livonia 133.5, 3. Pal-Mac 97, 4. Penfield 73, 5. Eastridge 66, 6. Cardinal Mooney 63.5, 7. Wayne 56, 8. Fairport 52.

### Individual Results:

98 Matt Ranger ML, 105 Mark Roberts PM, 112 Bryant Ranger ML, 119 Dave Konzel E, 126 Ron Raes ML, 132 Emerick Raes ML, 138 Chris Genther L, 145 Scott Dilbert W, 155 Scott Goodman CM, 167 Brady Masterson L, 177 Brad Braun L, 215 Jesse Phelps L.

## 20<sup>th</sup> 1986

### Team Results:

1. Pal-Mac 124, 2. Batavia 107, 3. Midlakes 106, 4. Penfield 104, 5. Fairport 79, 6. Wayne 73.5, 7. Cardinal Mooney 69.5, 8. Letchworth 64.5, 9. Holy Cross 36.

### Individual Results:

91 Matt Ranger ML, 98 Bryant Ranger ML, 105 Darwin Michelsen PM **MOW**, 112 Brian Plant P, 119 Don Craig PM, 126 Mark Robinson B, 132 Dan Macca F, 138 Morgan Thompson F, 145 John Bell CM, 155 Corky Kelsey W, 167 Jerry Haers ML, 177 Kyle Russell B, 215 Tim McDonald PM.

## 19<sup>th</sup> 1985

### Team Results:

1. Penfield 137.5, 2. Pal-Mac 126.5, 3. Fairport 117, 4. Wayne 106, 5. Batavia 91, 6. Cardinal Mooney 80.5, 7. Midlakes 47, 8. Letchworth 35.5, 9. Holy Cross 17.

### Individual Results:

91 Chris Banister L, 98 Darwin Michielsen PM, 105 Brian Plant P, 112 Mark Robinson B, 119 Mike McCabe F, 126 Dan Macca F, 132 Marcus Barnes P, 138 Ron Gross W **MOW**, 145 Mike Rodrigues CM, 155 Jeff Howard W, 167 Tim Soudan F, 177 Joe Bonnell CM, 215 Scott Lankin B.

## 18<sup>th</sup> 1984

### Team Results:

1. Brockport 180, 2. Pal-Mac 120.5, 3. Wayne 119.5, 4. Midlakes 93, 5. Penfield 81, 6. Batavia 75, 7. Holy Cross 47.5, 8. Cardinal Mooney 24.5.

### Individual Results:

91 Darwin Michielsen PM, 98 Brian Plant P, 105 Scott Gilbert W, 112 Eric Wolfe ML, 119 Marcus Barnes P, 126 Ron Gross W, 132 Jeff Howard W, 138 Nate Vanduzer B, 145 Rick Wheeler W, 155 Rob Fuller B, 167 Phil St. George B, 177 Jerrod Demewrisso PM, 215 Rick Herbst PM.

### 17<sup>th</sup> 1983

#### Team Results:

1. Brockport 194, 2. Hilton 126.5, 3. Fairport 118, 4. Cardinal Mooney 88, 5. Penfield 69, 6. Holy Cross 60, 7. Bishop Kearney 18, 8. Wayne ?

#### Individual Results:

98 Dave Pitoni H, 105 Jim Lupisella B, 112 Ron Gross W, 119 Rick Plant P, 126 Greg Avery B, 132 Nate Vanduzer B, 138 Tom Walter F, 145 Nick Whitcombe F, 155 Phil St. Goerge B, 167 Mark Stuver F, 177 Joe Errigo CM, 215 Dave Popen F.

### 16<sup>th</sup> 1982

#### Team Results:

1. Brockport 168, 2. Fairport 144, 3. Hilton 11, 4. Bishop Kearney 100, 5. Penfield 95, 6. Cardinal Mooney 79, 7. Wayne 55, 8. Holy Cross 52.

#### Individual Results:

91 Brian Lane CM, 98 Ron Gross W, 105 Bill Daly B, 112 Rick Plant P, 119 Andy Battaglia P, 126 Greg Avery B, 132 John Leone P MOW, 138 Tom Walter F, 145 Phil St. George B, 155 Jerry Walter F, 167 Greg Sadwick H, 177 Jeff Miller B, 215 Jon Millman BK.

### 15<sup>th</sup> 1981

#### Team Results:

1. Penfield 130.5, 2. Brockport 126, 3. Cardinal Mooney 88.5, 4. Hilton 88.5, 5. Fairport 78.5, 6. Wayne 75, 7. Bishop Kearney 66.5, 8. Holy Cross 12.5.

#### Individual Results:

98 Jeff Shea H, 105 Tim Ciancione CM, 112 Al Beaney CM, 119 Rob Vanalstyne W, 126 John Leone P, 132 Rob Brawn B, 138 Chris Kane P, 145 Steve Azzano W, 155 Todd buenting B, 167 Steve Klein CM MOW, 177 Rick Tomlinson P, 215 Steve Obenhoffer H.

### 14<sup>th</sup> 1980

#### Team Results:

1. Brockport 144, 2. Penfield 118.5, 3. Fairport 116, 4. Wayne 99 (Hilton, Bishop Kearney, Holy Cross, and Cardinal Mooney scores not available).

#### Individual Results:

91 Julian Chinnelly P, 98 John gaffney F, 105 Rick Lupisella B, 112 John Leone P, 119 Jeff Barker F, 126 Bill Affronti W, 132 Chris Kane P, 138 Matt Kellman H, 145 Tom Buenting B, 155 Doug Wetzel H, 167 Scott Kay F MOW, 177 Steve Good F, 215 John DiMarsico BK.

### 13<sup>th</sup> 1979

#### Team Results:

1. Brockport 188.5, 2. Penfield 137, 3. Bishop Kearney 107.5, 4. Fairport 99, 5. Wayne 87.5, 6. Hilton 66.5, 7. Holy Cross MA 22.5, 8. Victor 7.

#### Individual Results:

91 Rick Lupisella B, 98 Joe Friedman W, 105 Larry Kane P MOW, 112 Steve Burton H, 119 Chris Kane P, 126 Steve Azzano W, 132 Rich Battaglia P, 138 Dan Bucci F, 145 Todd Benting B, 155 Scott Kay F, 167 Jerry Bentley H, 177 Evan Wexler B, 215 Dan DiMarisco BK.

12<sup>th</sup> 1978Team Results:

1. Hilton 203, 2. Fairport 115, 3. Brockport 109.5, 4. Penfield 84.5, 5. Wayne 73, 6. Holy Cross MA 50, 7. Victor 46, 8. Bishop Kearney 17.

Individual Results:

98 Larry Kane P, 105 Steve Burton H, 112 Bill Affronti W, 119 Bob Aaro F, 126 Steve O'Shea H, 132 Al Rossner H, 138 Jim Gadaen H, 145 Tony Burno B, 155 George Eblacker H, 167 Terry Brown H, 177 Tim West V, 215 Wall Vaughn F.

11<sup>th</sup> 1977Team Results:

1. Fairport 187, 2. Hilton 174, 3. Brockport 91.5, 4. Wayne 89.5, 5. Victor 74, 6. Penfield 69, 7. Holy Cross MA 53, 8. Bishop Kearney 42.5.

Individual Results:

91 Larry Kane P, 98 Bob Egan B, 105 Dave Welsenreder W, 112 Chuck Tortorello F **MOW**, 119 Chris Friedman W, 126 Tom Duchyns H, 132 Ken Jameson F, 138 Jim Gadaen H, 145 Tony Bruno B, 155 Rich Boland F, 167 Bob Kyff F, 177 Hugh Forsythe H, 215 Dan Enright F.

10<sup>th</sup> 1976Team Results:

1. Fairport 206, 2. Hilton 139, 3. Penfield 100.5, 4. Victor 97.5, 5. Bishop Kearney 96, 6. Wayne 92, 7. Brockport 71, 8. Holy Cross MA 43.5.

Individual Results:

91 Rory Legacy BK, 98 Chris Friedman W, 105 Chuck Tortorello F, 112 Greg Kane P, 119 Dave Halladay F, 126 Ken Jameson F, 132 Joe Murnin F, 138 David Dorsey P, 145 Tim West V, 155 Mike Stuver F, 167 Bob Kyff F, 177 Vic Dryciakic BK, 215 Lee Brice B.

9<sup>th</sup> 1975Team Results:

1. Fairport 122.5, 2. Victor 117, 3. Hilton 97.5, 4. Brockport 90.5, 5. Jefferson 77.5, 6. Wayne 72.5, 7. Penfield 64.5, 8. Charlotte 31.5.

Individual Results:

98 Chuck Tortorello F, 112 Greg Kane P **MOW**.

8<sup>th</sup> 1974Team Results:

1. Hilton 65, 2. Brockport 63, 3. Fairport 63, 4. Victor 62.5, 5. Penfield 57.5, 6. Wayne 51, 7. Avon 35, 8. Charlotte 17.5.

Individual Results:

98 Freeman B, 105 Larry Gibbs H, 112 Fisher W, 119 Clark Barnard H, 126 Krug V, 132 Miller B, 138 Juergans H, 145 Long W, 155 Felker F, 167 Paul Arnold H, 177 Hemmer B, 215 Darin F.

7<sup>th</sup> 1973Team Results:

1. Hilton 68.5, 2. Fairport 59.5, 3. Wayne 58.5, 4. Brockport 58, 5. Victor 37.5, 6. Penfield 34, 7. Charlotte 23, 8. Avon 17.5.

Individual Results:

98 Freeman B, 105 Dave Stolt F, 112 Kasper H, 119 Jim Battaglia P, 126 Clawson F, 132 Don Roberts B, 138 Lang W, 145 Paul Arnold H, 155 Brad Ahonen V, 167 Bob Bischooping H **MOW**, 177 Fleminf B, 215 Steve Gary P.

### 6<sup>th</sup> 1972

#### Team Results:

1. Victor 71, 2. Hilton 62, 3. Churchville 47.5, 4. Wayne 46, 5. Avon 40, 6. Penfield 31.5, 7. Brockport 26.5, 8. Fairport 26.

#### Individual Results:

98 Dave Stolt F, 105 Mark Krug V, 112 Mike Close A, 119 Bontle B, 126 John Deacon H, 132 Bob Dibaudo P, 138 Don Roberts B, 145 Lennon F, 155 Clayton Bernerd H, 167 Bill Loyd V, 177 Greg Boylan H, 215 Ron Warner V.

### 5<sup>th</sup> 1971

#### Team Results:

1. Victor 67, 2. Churchville 62.5, 3. Wayne 45, 4. Brockport 36.5, 5. Fairport 35, 6. Warsaw 35, 7. Avon 27.5, 8. Penfield 25.5.

#### Individual Results:

98 Bob Connors B, 105 Scott Court CV, 112 Bob Garlock V **MOW**, 119 Leo Lynch CV, 126 Dave Cotton V, 132 Bruce Fisher W, 138 Jeff Bush WS, 145 Steve Satchitella CV, 155 Craig Cody CV, 167 Rick Cleveland F, 177 Al Pickering V, 215 Ron Warner V.

### 4<sup>th</sup> 1970

#### Team Results:

1. Brockport 67, 2. Churchville 46, 3. Victor 42, 4. Wayne 40, 5. Avon 36, 6. Penfield 33, 7. Fairport 28, 8. Warsaw 28.

#### Individual Results:

98 Johnson V, 105 Dave Higgins P, 112 Moline W, 119 Jerry Dehey B, 126 Bill Harp F, 132 Jeff Bush WS, 138 Terry Meyer B, 145 Craig Cody CV, 155 Bernie Clark B, 167 Bartz A **MOW**, 177 Catalano W, **Heavyweight:** Ron Warner V.

### 3<sup>rd</sup> 1969

#### Team Results:

1. Warsaw 66, 2. Victor 65, 3. Fairport 56, 4. Brockport 52, 5. Avon 51, 6. Penfield 43, 7. Wayne 40, 8. Churchville 8.

#### Individual Results:

100 Close A, 109 Stevens A, 117 Barry A, 125 Bob Greth V, 132 Cummings F, 139 John Wright P, 147 Bartz A, 157 Bob Huizenga P **MOW**, 167 Rowell W, 177 Chapman B, 187 Davis W, **Heavyweight:** Wilcox WS.

### 2<sup>nd</sup> 1968

#### Team Results:

Complete Results Unavailable. Warsaw Team Champions

#### Individual Results:

147 Bob Huizenga P **MOW**, **Heavyweight:** Wilcox WS

### 1<sup>st</sup> 1967

#### Team Results:

1. Victor 66, 2. Warsaw 62, 3. Penfield 53, 4. Phelps 53, 5. Brockport 49, 6. Avon 42, 7. Wayne 40, 8. Churchville 29.

#### Individual Results:

97 Frank Hendershot PH, 105 Rick Young P, 114 Bill Nolder PH, 122 Frank Vitagijano WS, 129 Marty Carle V, 135 Penn Sheldon V **MOW**, 140 Rodger Samsel WS, 147 John Musso WS, 156 Dick Moore CV, 167 Jim Winkler V, 182 Jim Stalk W, **Heavyweight:** Dave Smith V.



## PENFIELD HUNTER-HOLIDAY WRESTLING TOURNAMENT

### CHAMPIONS

Fifty-four wrestlers have won the tournament twice. All of the tournament champions are listed in this program. Only 15 wrestlers have won the tournament three times and Ron Gross and Nate Patterson both of Wayne are the only four time champions.

*Who will be the next?*


### FOUR TIME CHAMPION:

Ron Gross, Wayne (1982, 83, 84 & 85)  
Nate Patterson, Wayne (2000, 01, 02 & 03)

### THREE TIME CHAMPIONS:

Ron Warner, Victor (1970, 71 & 72)  
Chuck Tortorello, Fairport (1975, 76 & 77)  
Larry Kane, Penfield (1977, 78 & 79)  
Chris Kane, Penfield (1979, 80 & 81)  
John Leone, Penfield (1980, 81 & 82)  
Phil St. George, Brockport (1982, 83 & 84)  
Darwin Michielsen, Pal-Mac (1984, 85 & 86)  
Brian Plant, Penfield (1984, 85 & 86)

Matt Ranger, Midlakes (1986, 87 & 88)  
Bryant Ranger, Midlakes (1986, 87 & 88 )  
Tim Jones, Cal-Mum (1997, 98 & 99)  
Joe Lacagnina, Penfield (1996, 97 & 99)  
Jeff Collier, Penfield (1996, 98 & 99)  
Joe Fingler, Fairport (1999, 2000, & 01)  
Josh Patterson, Wayne (2000, 02 & 03)





# **Former Penfield Tournament Participants**

Who went on to be NYS Champions, NCAA All-Americans, & NCAA CHAMPIONS



## **NY STATE CHAMPIONS**

KEN PORTER (ALFRED-ALMOND)  
DAVE PITONI (HILTON)  
DAVE JUERGANS (HILTON)  
DAVE DENNIE (PAL-MAC)  
PAUL PADDOCK (WARSAW)  
IAN PADDOCK (WARSAW)  
JOSH PATTERSON (WAYNE)  
RYAN LAMAGRA (WAYNE)  
ALEX EKSTROM (PAL-MAC)  
MATT HODGE (THOMAS)  
TYLER MARLOWE (PAL-MAC)

## **NCAA/NJCAA ALL-AMERICANS**

CLAYTON BARNARD (HILTON/ASHLAND)  
JIM BATTOGLIA (PENFIELD/CORTLAND)  
JOHN LEONE (PENFIELD/BROCKPORT)  
RON GROSS (WAYNE/ITHACA)  
CRAIG KAPER (PENFIELD/OSWEGO)  
CHRIS BANNISTER (LETCHWORTH/ST.L)  
MIKE KOHL (FAIRPORT/OSWEGO STATE)  
TONY D'AMBRA (CAL-MUM/BROCKPORT)  
CHRIS HARRINGTON (CAL-MUM/BROCKPORT)  
ALAN BEANEY (CARDINAL M/ASHLAND)  
JEFF HOWARD (WAYNE/U. BUFFALO)  
DEAN SALVAGGIO (CARDINAL M./BUFFALO)  
BOB HUIZINGA (PENFIELD/MICHIGAN)  
FRANK TRIGG (EASTRIDGE/NJCAA)  
CRAIG CODY (CHURCHVILLE)  
STEVE KLEIN (CARDINAL M./BUFFALO)





**Richard Romeo**  
President  
185 Granger St  
Canandaigua, NY 14424  
(585) 396-1654

**John Leone**  
Vice-President  
27 Blue Pine Circle  
Penfield, NY 14528  
(585) 249-6468

**Dick Farfaglia**  
Exec. Director  
422 Howard Road  
Fulton, NY 13069  
(315) 593-6017

## **Assemblyman Morelle Amends Fairness In Competition Legislation** *NYSWCA Registers A Memorandum Of Support*

### **Memo in Support of Amended Bill A.2162-A (Morelle)**

The New York State Public High School Athletic Association (NYSPHSAA) policies for organizing state championship competition is fundamentally flawed and will remain so as long as qualifying events, by design, do not give competitors an equal chance to qualify for state competition. This policy is particularly unjust where competitors are not organized for competition within the common five school population classifications or where there is no statewide standard of measure (like qualifying times) to compensate for the wildly unequal qualifying events.

Historically, and apparently in the interest of fairness, the NYSPHSAA has demonstrated a willingness to make adjustments to qualifying tournaments for state competition for team sports. In Boys Ice Hockey, an additional entry is allowed for the section with greatest number of teams. In football, the two smallest sections (7 & 10) have been merged and a team from a third section (3) was added to the grouping - apparently to even up the competition.

The same can not be said for all the individual sports.

While athletes in individual sports like swimming and track and field still must qualify for state competition through unfair sectional events with disproportionate numbers of competitors, at least in these individual sports additional deserving athletes can qualify for the state championship event by meeting a statewide standard time/distance.

Of the remaining individual sports like, bowling, golf, tennis, and gymnastics - while each section sends the same number of qualifiers to the state tournament regardless of the number of competitors in the section - each section at least gets to send multiple-entries. The multiple-entry format increases participation but the policy still remains unfair in that competitors are not afforded a similar chance to qualify. Take for example golf - a section with 11 schools gets to send 9 golfers to the state tournament while a section eight times bigger, with 77 schools, also gets 9 entries.

But by far, the most unfair policy of all is the NYSPHSAA policy governing the State Wrestling Tournament. There, multiple-entry is not permitted. Only one entry is allowed to advance to state competition regardless of the number of competitors in each section. Additional entries are not allowed regardless of the fact that one section has fifty teams competing while another section has two.

The NYSPHSAA reacted to the initial draft of A.2162 with a negative campaign among school superintendents and athletic directors claiming the legislation would doom high school athletics, harm academic achievement, and impose unbearable costs on school districts.

While these claims are exaggerations, distortions, and falsehoods - it seems more prudent at this point to narrow the focus of A.2162 in order to address those sports and athletes most adversely affected by the NYSPHSAA's unfair competition policies.

**The amendment would change the bill by affecting only individual sports not included in the NYSPHSAA's five class system or sports absent an "equalizer."**

Sports affected by A.2162 would be wrestling, bowling, golf, tennis, and possibly gymnastics.

## **Join The New York State Wrestling Coaches Association**

Dear Coach,

The NYS Wrestling Coaches Association is an advocate for the sport of scholastic wrestling and its athletes in New York State. We have come a long way in the past few years. With your help we have improved our communications, sponsored annual conventions and campaigned for reforms in the state tournament. The fight to reform the state tournament hasn't been won yet but the issue is getting more attention from policymakers than ever before and we are making progress. This would not have been possible without the support of those who joined the NYSWCA.

If our work is to continue we need coaches to renew their membership and we need more coaches to join. The \$10 enrollment fee is small but it helps cover our printing and mailing costs.

Thanks for your support.

Rich Romeo

### **MEMBERSHIP APPLICATION**

NAME \_\_\_\_\_ HOME PHONE \_\_\_\_\_  
ADDRESS \_\_\_\_\_ SCHOOL PHONE \_\_\_\_\_  
CITY \_\_\_\_\_ STATE \_\_\_\_\_ ZIP \_\_\_\_\_ E-MAIL \_\_\_\_\_  
SCHOOL \_\_\_\_\_ LEVEL \_\_\_\_\_

Make \$10 check payable to: **NYSWCA** and send to: **NYS Wrestling Coaches Association**  
422 Howard Road  
Fulton, NY 13069



## In This Issue

State Tournament Wildcard Entries?

NYSWCA Meetings Now Open!

Fairness In Competition Bill Amended.

Join NYS Wrestling Coaches Association.

---

## NYSWCA Committee Recommends Wildcards For State Tournament

### *Byes Would be Filled-In For 2007 Tournament*

The NYSWCA Wrestling Committee voted last Thursday to "fill-in the byes on the bracket by using wildcards" for the 2007 New York State Wrestling Tournament.

The proposal, which must be approved by the Championship Committee and the Executive Committee, uses certain criteria to select 4 additional wrestlers per weight class from across the state to compete in the state tournament. There is no expansion of the state tournament beyond the current two-division 16-man bracket.

The proposed criteria for selecting wildcard entries, which may be revised, includes: placing 2<sup>nd</sup> or 3<sup>rd</sup> in current sectionals, placement in previous state tournaments, career victories, placement in previous sectional tournaments, and "power points" for wrestlers from the "stronger sections". The power points awarded wrestlers from stronger sections will be based on the history of the section's team performance in past state tournaments.

#### **NYSWCA Comment**

This action by the NYSWCA Wrestling Committee is a

step in the right direction but falls far short of the goal to have a state tournament of excellence - a state tournament designed to be as fair and competitive as possible.

Granted, under this proposal, at least some deserving wrestlers who have been excluded from the state tournament in the past would be considered for entry. Many others however will still be denied a fair opportunity to qualify.

While the wildcard proposal will add 60 wrestlers to each division in the state tournament, New York will continue to stand out as the state tournament with the fewest number of participants (per number of wrestling programs) in the country. It remains as the only state in the country without true multiple-entry based on proportionality or equal sections.

Still, this is an improvement over what we currently have. To be sure, there are important details to be worked out and revisions to be made but it represents a beginning.

It is not however, the fundamental reform that so many coaches across the state would like to see.

Further details on the proposal can be found at [www.sectioniiiwrestling.com/NYSWCA/](http://www.sectioniiiwrestling.com/NYSWCA/)

## Coaches Association Gains Access To NYSWCA Meetings

Prompted by a request from the NYS Wrestling Coaches Association's executive director, the New York State Committee on Open Governments recently issued an opinion stating that the New York State Public High School Athletic Association (NYSWCA) is "a public body that falls within the requirements of the Open Meetings Law".

The opinion was requested after the NYSWCA Coordinator for Wrestling barred the NYS Wrestling Coaches Association from attending the state wrestling committee meeting last May where changes in the New York State Wrestling Tournament were to be proposed.

Shortly after the opinion was issued, the Coaches Association was personally invited to the September

meeting of the NYSWCA Wrestling Committee.

The NYS Wrestling Coaches Association is the leading advocate for reforming the NYS Wrestling Tournament. The Association is campaigning for a multiple-entry state tournament organized in a way that provides a fair opportunity for wrestlers to qualify for the state tournament. New York is the only state in the union that limits their state wrestling tournament to a single entry per division and it's one of just two states that doesn't organize its qualifying tournaments with equal numbers of competitors. The other state, California, compensates for their uneven qualifying events by sending multiple entries to their state tournaments based on the number of competitors in the respective qualifiers.


## Fast Facts About The New York State Wrestling Tournament

Nebraska has 218 wrestling programs, a multiple-entry state tournament with 896 wrestlers, and a paid attendance of 46,403. New York has 550 wrestling programs. It is the only state in the country with a single-entry tournament. It currently has just 360 wrestlers and a paid attendance of 17,323.





# OFFICIAL WRESTLING SIGNALS HIGH SCHOOL AND COLLEGE




Unsportsmanlike Conduct  
and Flagrant Misconduct



Stopping the  
Match



Technical Violation  
and Misconduct



Out-of-Bounds



Indicating No Control



Awarding Points




Reversal



Interlocking Hands  
or Grasping Clothing




Near-Fall



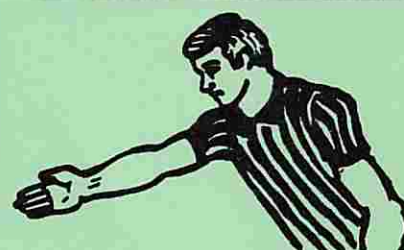
Caution for  
False Start




Warning



Illegal Hold



Indicating Wrestler  
in Control




Stalemate



Time Out



Neutral Position



Potentially Dangerous  
Hold